

## IC Header 2017-18

Institution: University of Puerto Rico-Cayey (243151)

User ID: P2431511

**Overview****Institutional Characteristics Header Overview**

Welcome to the Institutional Characteristics Header survey component (IC Header). This survey was introduced to collect data that are key to reporting throughout the IPEDS data collection, and must be completed and locked before any other survey can be started.

Some IC Header questions may require nothing more than a confirmation, if nothing has changed. Please make changes as necessary, and complete items that do need a response (enrollment questions).

Remember, it is the responsibility of the keyholder to provide NCES with accurate data about the institution. Please never hesitate to call the IPEDS Help Desk at 1-877-225-2568 and ask for help to make sure that you are reporting correctly!

Because of the importance of the IC Header data in determining the screens you will receive in other surveys, be sure to report correctly, and to contact the IPEDS Help Desk if you have **ANY** questions about what you need to report.

The IC Header data affect other survey components in the following ways:

- The Educational Offerings question verifies your institution's inclusion in IPEDS.
  - The Control and Levels page is key to all survey components, especially to Finance (F) and Graduation Rates (GR). Additionally, this is important information for students, impacts many federal reports, and is used in placing institutions in appropriate net price groupings.
  - Calendar system selection impacts student charges data reported in Institutional Characteristics (IC), Fall Enrollment (EF) data, GR data, and Student Financial Aid (SFA) data related to the net price calculation.
  - Enrollment levels impact student charges in IC and enrollment categories in the EF survey component.
- 
- The Open Admission question determines whether the Admissions component will be required in the Winter.
  - The Academic Libraries expenses question determines whether the Academic Libraries component will be required in the Spring. This question is asked of degree-granting institutions only.
  - The operations question for new institutions determines reporting of 12-month enrollment (E12).

To download survey materials package for this component: [Survey Materials](#)

Institution: University of Puerto Rico-Cayey (243151)

User ID: P2431511

**Part A - Educational Offerings****1. Which of the following types of instruction/programs are offered by your institution? [Check one or more]**

*If your institution does not offer occupational, academic or continuing professional programs, you are not expected to complete this or any other IPEDS survey.*

<input type="checkbox"/>	<u>Occupational</u> , may lead to a certificate, degree, or other formal award
<input checked="" type="checkbox"/>	<u>Academic</u> , leading to a certificate, degree, or diploma
<input type="checkbox"/>	<u>Continuing professional</u> (postbaccalaureate only)
<input type="checkbox"/>	Recreational or <u>avocational (leisure) programs</u>
<input type="checkbox"/>	<u>Adult basic</u> or remedial instruction or high school equivalency
<input type="checkbox"/>	Secondary (high school)

Institution: University of Puerto Rico-Cayey (243151)

User ID: P2431511

**Part B - Organization - Control and Levels****1. What is your institutional control or affiliation?**

**Be sure to select the correct control for your institution. Errors on this question have an impact throughout the IPEDS surveys, in federal reporting, in net price groupings, and on your institutions appearance to students. If you reported incorrectly in a previous year, please contact the Help Desk at 877.225.2568 to correct the error.**

<input checked="" type="radio"/>	<u>Public</u> - Select primary and or secondary controls below	
	Primary control	Secondary control (if applicable)
	State	
<input type="radio"/>	<u>Private for-profit</u>	
<input type="radio"/>	<u>Private not-for-profit</u> independent (no religious affiliation)	
<input type="radio"/>	<u>Private not-for-profit</u> religious affiliation - Select affiliation below	
	Select One	

**2. What award levels are offered by your institution? [Check all that apply]**

When reporting award levels for sub baccalaureate certificates (levels 1, 2, and 4), **determine program length by the number of credit or contact hours**, NOT the academic year length in parentheses. The academic year length is meant only to provide context.

The 'Other' award level should not be used unless your program truly does not fit any of the other award levels. We expect very few institutions to fit the 'Other' category.

Even though Teacher Preparation certificate programs may require a bachelor's degree for admission, they are considered subbaccalaureate undergraduate programs. Check the applicable award level 1, 2, or 4, depending on the length of the Teacher Preparation program.

Award Level		
<b>BELOW THE BACCALAUREATE:</b>		
1	<input type="checkbox"/>	<u>Postsecondary award, certificate, or diploma of (less than one academic year)</u> - less than 900 contact or clock hours, or - less than 30 semester or trimester credit hours, or - less than 45 quarter credit hours
2	<input type="checkbox"/>	<u>Postsecondary award, certificate, or diploma of (at least one but less than two academic years)</u>

	<input type="checkbox"/>	<u>years,</u> - at least 900 but less than 1800 contact or clock hours, or - at least 30 but less than 60 semester or trimester credit hours, or - at least 45 but less than 90 quarter credit hours
3	<input type="checkbox"/>	<b><u>Associate's degree</u></b>
4	<input type="checkbox"/>	<b><u>Postsecondary award, certificate, or diploma of</u></b> (at least two but less than four academic years) - 1800 or more contact or clock hours, or - 60 or more semester or trimester credit hours, or - 90 or more quarter credit hours
<b>BACCALAUREATE AND ABOVE:</b>		
5	<input checked="" type="checkbox"/>	<b><u>Bachelor's degree</u></b> or equivalent
6	<input type="checkbox"/>	<b><u>Postbaccalaureate certificate</u></b>
7	<input type="checkbox"/>	<b><u>Master's degree</u></b>
8	<input type="checkbox"/>	<b><u>Post-master's certificate</u></b>
17	<input type="checkbox"/>	<b><u>Doctor's degree - research/scholarship</u></b>
18	<input type="checkbox"/>	<b><u>Doctor's degree - professional practice</u></b>
19	<input type="checkbox"/>	<b><u>Doctor's degree - other</u></b>
12	<input type="checkbox"/>	<b>Other</b> (specify in box below)

You may use the space below to provide context for the data you've reported above.

Institution: University of Puerto Rico-Cayey (243151)

User ID: P2431511

**Part B - Organization - Calendar System**

**Your response to the next question determines how your institution reports Institutional Characteristics student charges data in the fall, Student Financial Aid data in the winter, and Graduation Rates data in the winter. It also impacts the net price calculation in the Student Financial Aid survey.**

If the calendar system differs from prior year or requires a change, please contact the Help Desk at 877.225.2568.

**3. What is the predominant calendar system at the institution? [Choose one]**

**Academic Year Reporting Method** (Standard academic terms)

Selecting one of the following calendar types determines that your institution will provide Student Financial Aid and Graduation Rates data based on a FALL COHORT and student charges data for a full ACADEMIC YEAR.

- Semester
- Quarter
- Trimester
- 4-1-4 or similar plan

**Program Reporting Method** (Other calendar system)

Selecting one of the following calendar types determines that your institution will provide Student Financial Aid and Graduation Rates data based on a FULL-YEAR COHORT, and student charges data by PROGRAM.

- Differs by program
- Continuous basis (every 2 weeks, monthly, or other period)

**Hybrid/Mixed Reporting Method** (Standard academic terms, other academic calendar)

Selecting the hybrid calendar type determines that your institution will provide Student Financial Aid and Graduation Rates data based on a FULL-YEAR COHORT, and student charges data for a full ACADEMIC YEAR.

- Hybrid (Other academic calendar)

Institution: University of Puerto Rico-Cayey (243151)

User ID: P2431511

**Part B - Organization - Student Enrollment****4. Does your institution enroll any of the following types of students?****Include all levels offered by your institution, even if there are no students currently enrolled at that level.**

Responses to this question determine which screens will be generated for reporting academic year tuition charges, and for reporting Fall Enrollment during the spring collection. Additionally, checking **Yes** for full-time, first-time, degree/certificate-seeking undergraduate students determines that your institution must report cost of attendance data (on the IC component) and Student Financial Aid data for these students.

	<u>Full-time</u>		<u>Part-time</u>	
<u>Undergraduate (academic or occupational programs)</u>	<input type="radio"/> No	<input checked="" type="radio"/> Yes	<input type="radio"/> No	<input checked="" type="radio"/> Yes
<u>First-time, degree/certificate-seeking undergraduate</u>	<input type="radio"/> No	<input checked="" type="radio"/> Yes	<input type="radio"/> No	<input checked="" type="radio"/> Yes
<u>Graduate (not including doctor's-professional practice)</u>	<input checked="" type="radio"/> No	<input type="radio"/> Yes	<input checked="" type="radio"/> No	<input type="radio"/> Yes

**6. For Fall 2011, did your institution have any full-time, first-time degree/certificate-seeking students enrolled in programs at the baccalaureate level or below?**

If you answer **Yes** to this question, you will be required to provide Graduation Rates data for the 2011-12 cohort in the winter collection. If you answer **No** to this question, indicate the reason you are not required to report Graduation Rates for the cohort year requested.

If you reported any full-time, first-time degree/certificate-seeking undergraduates on the 2011-12 Enrollment survey, the data will be preloaded below.

<input type="radio"/> No	
<input type="checkbox"/>	This institution did not enroll full-time, first-time (undergraduate) students.
<input type="checkbox"/>	This institution did not offer programs at or below the baccalaureate level.
<input type="checkbox"/>	This institution was not in operation in 2011-12.
<input checked="" type="radio"/> Yes	
<b>Full-time, first-time degree/certificate-seeking students from 2011-12 Enrollment survey (GR Cohort)</b>	
	<b>751</b>

Institution: University of Puerto Rico-Cayey (243151)

User ID: P2431511

**Part B - Multi-institution or Multi-campus Organization****7. Multi-institution or multi-campus organization**

**Is the institution part of a multi-institution or multi-campus organization that owns, governs, or controls the institution? Do NOT indicate a religious affiliation here; that information is collected separately.**

*If you need assistance or need to make changes, contact the Help Desk at 1-877-225-2568. You will not be able to lock your submission if this question is blank.*

<input type="radio"/>	No, this institution <b>IS NOT</b> a part of a multi-institution or multi-campus organization that owns, governs, or controls the institution.
<input checked="" type="radio"/>	Yes, this institution <b>IS</b> a part of a multi-institution or multi-campus organization that owns, governs, or controls the institution.
172020	University of Puerto Rico

Institution: University of Puerto Rico-Cayey (243151)

User ID: P2431511

**Part C - Other Survey Screening Questions - Library Access and Expenses****Does your institution have access to a library collection?**

- No
- Yes (receives AL component)

**Were your annual total library expenses for Fiscal Year 2017 greater than zero?**

- No
- Yes (receives AL component)




Institution: University of Puerto Rico-Cayey (243151)


User ID: P2431511

**Part C - Other Survey Screening Questions - Open Admission****2. Does your institution have an open admission policy for all or most entering first-time degree/certificate-seeking undergraduate-level students?**

If the only requirement for admission is a high school diploma or GED/other equivalent, your institution is still considered open admission. Institutions that require only an Ability to Benefit or similar test beyond the diploma/equivalent, and only reject a very small number of students based on the test, are also considered open admission.

 If your institution does not have an open admission policy, you will be required to report Admissions component regarding your admissions procedures and admissions yield.

 No Yes

 **You may use the space below to provide context for the data you've reported above. These context notes will be posted on the College Navigator website, and should be written to be understood by students and parents.**

Besides the high school diploma, admission is based on a composite index defined as General Application Index, which is a combination of scores on aptitude in math and verbal tests and the high school GPA.

Institution: University of Puerto Rico-Cayey (243151)

User ID: P2431511

**Summary****Institutional Characteristics Header Component Summary**

IPEDS collects important information regarding your institution. All data reported in IPEDS survey components become available in the IPEDS Data Center and appear as aggregated data in various Department of Education reports. Additionally, some of the reported data appears specifically for your institution through the College Navigator website and is included in your institution's Data Feedback Report (DFR). The purpose of this summary is to provide you an opportunity to view some of the data that, when accepted through the IPEDS quality control process, will appear on the College Navigator website and/or your DFR. College Navigator is updated approximately three months after the data collection period closes and Data Feedback Reports will be available through the [Data Center](#) and sent to your institution's CEO in November 2017.

Please review your data for accuracy. If you have questions about the data displayed below after reviewing the data reported on the survey screens, please contact the IPEDS Help Desk at: 1-877-225-2568.

**GENERAL INFORMATION**

Educational Offerings	Academic
Control	Public Primary Control: State Secondary Control: N/A
Award Levels Offered	Bachelor's degree
Reporter Type	Academic
Calendar System	Semester
Levels of Enrollment Offered	Full-time Undergraduate Full-time First-time, degree/certificate-seeking Undergraduate Part-time Undergraduate Part-time First-time, degree/certificate-seeking Undergraduate
System	University of Puerto Rico

Institution: University of Puerto Rico-Cayey (243151)

User ID: P2431511

Edit Report

**IC Header**

University of Puerto Rico-Cayey (243151)

**There are no errors for the selected survey and institution.**

## Institutional Characteristics 2017-18

Institution: University of Puerto Rico-Cayey (243151)

User ID: P2431511

### Overview

#### Institutional Characteristics Overview

Welcome to the Institutional Characteristics (IC) component. This component collects important information about your institution's mission, student services, and student charges.

Much of the data reported on IC appear on College Navigator, which is updated once after IC data has been reviewed. Thus, errors may stay on College Navigator for a full year.

Additionally, the cost of attendance data are used to calculate the net price of attendance in the Student Financial Aid component. This has important implications for what students see about your institution, and also for the College Affordability and Transparency Center's lists. **Revisions or changes to costs can ONLY be made in the Student Financial Aid component and not in the prior year revision system.**

Remember, it is the responsibility of the keyholder to submit accurate data about the institution. Please contact the IPEDS Help Desk for clarifications to make sure that you are reporting correctly.

#### Changes to This Year's IC Component

The following changes were implemented for the 2017-18 data collection period:

- In Part C, questions about distance education opportunities have been modified.
- In Part D, instructions about student charges for cost (price) of attendance for public program reporters have been modified.

#### Common Errors

Quality control reviews of past IC data indicate frequently made errors. Please review the common errors below to ensure accurate reporting. Additional common errors or tips can be found in the New Keyholder Handbook under Resources.

- Part C, question 8 should only be marked 'YES' if your institution is **EXCLUSIVELY** distance education. Do not mark 'YES' if your courses/programs are also available in person.
- Do not try to outsmart fatal errors; this is falsifying data. Contact the Help Desk to override, or fix, the data.
- Make sure you understand ALL definitions before responding to questions. For example, make sure that you are reporting for an 'ACADEMIC YEAR' or 'PROGRAM' as defined by IPEDS.

To download the survey materials for this component: [Survey Materials](#)

To access your prior year data submission for this component: [Reported Data](#)

Institution: University of Puerto Rico-Cayey (243151)

User ID: P2431511

**Part A - Mission Statement**

**1. Provide the institution's mission statement or a web address (URL) where the mission statement can be found. Typed statements are limited to 2,000 characters or less. The mission statement will be available to the public on College Navigator.**

Mission Statement URL:	<input type="text" value="http://cayey.upr.edu/mision-vision-y-objetivos/"/> <b>Please begin URL with "http://" or "https://"</b>
------------------------	--


Mission Statement  <div style="border: 1px solid gray; height: 100px; width: 100%;"></div>
--

Institution: University of Puerto Rico-Cayey (243151)

User ID: P2431511

**Part B - Services and Programs for Servicemembers and Veterans****1. Which of the following are available to veterans, military servicemembers, or their families?**

<input type="checkbox"/>	<u>Yellow Ribbon Program</u> (officially known as Post-9/11 GI Bill, Yellow Ribbon Program)
<input type="checkbox"/>	<u>Credit for military training</u>
<input type="checkbox"/>	Dedicated point of contact for support services for veterans, military servicemembers, and their families
<input type="checkbox"/>	Recognized student veteran organization
<input type="checkbox"/>	Member of <u>Department of Defense Voluntary Educational Partnership Memorandum of Understanding</u>
<input checked="" type="checkbox"/>	None of the above

 You may use the space below to provide context for the data you've reported above. These context notes will be posted on the College Navigator website, and should be written to be understood by students and parents.

Institution: University of Puerto Rico-Cayey (243151)

User ID: P2431511

**Part C - Student Services - Special Learning Opportunities****1. Does your institution accept any of the following? [Check all that apply]**

<input checked="" type="checkbox"/>	<u>Dual credit</u> (college credit earned while in high school)
<input type="checkbox"/>	<u>Credit for life experiences</u>
<input checked="" type="checkbox"/>	<u>Advanced placement (AP) credits</u>
<input type="checkbox"/>	None of the above

**2. What types of special learning opportunities are offered by your institution? [Check all that apply]**

<input checked="" type="checkbox"/>	ROTC		
	<input checked="" type="checkbox"/> Army	<input type="checkbox"/> Navy	<input type="checkbox"/> Air Force
<input checked="" type="checkbox"/>	<u>Study abroad</u>		
<input checked="" type="checkbox"/>	<u>Weekend/evening college</u>		
<input checked="" type="checkbox"/>	<u>Teacher certification</u> (for the elementary, middle school/junior high, or secondary level) Do <b>not</b> include certifications to teach at the postsecondary level.		
	<input checked="" type="checkbox"/>	Students can complete their preparation in certain areas of specialization	
	<input type="checkbox"/>	Students must complete their preparation at another institution for certain areas of specialization	
	<input type="checkbox"/>	This institution is approved by the state for the initial certification or licensure of teachers	
<input type="checkbox"/>	None of the above		

**3. If your institution grants a bachelor's degree or higher but does not offer a full 4-year program of study at the undergraduate level, how many years of completed college-level work are required for entrance?**

Number of years	Select One
-----------------	------------



Institution: University of Puerto Rico-Cayey (243151)

User ID: P2431511

**Part C - Student Services: Other Student Services****4. Which of the following selected student services are offered by your institution? [Check all that apply]**


<input checked="" type="checkbox"/>	<u>Remedial services</u>
<input checked="" type="checkbox"/>	Academic/career <u>counseling services</u>
<input type="checkbox"/>	<u>Employment services for current students</u>
<input type="checkbox"/>	<u>Placement services for program completers</u>
<input type="checkbox"/>	On-campus <u>day care</u> for children of students
<input type="checkbox"/>	None of the above

**5. Which of the following academic library resource or service does your institution provide? [Check all that apply]**


<input checked="" type="checkbox"/>	Physical facilities
<input checked="" type="checkbox"/>	 An organized collection of printed materials
<input checked="" type="checkbox"/>	Access to digital/electronic resources
<input checked="" type="checkbox"/>	A staff trained to provide and interpret library materials
<input checked="" type="checkbox"/>	Established library hours
<input checked="" type="checkbox"/>	 Access to library collections that are shared with other institutions
<input type="checkbox"/>	None of the above

**6. Indicate whether or not any of the following alternative tuition plans are offered by your institution.**

<input type="radio"/>	No
<input checked="" type="radio"/>	Yes
<input checked="" type="checkbox"/>	<u>Tuition guarantee</u>
<input type="checkbox"/>	<u>Prepaid tuition plan</u>
<input checked="" type="checkbox"/>	<u>Tuition payment plan</u>
<input type="checkbox"/>	Other (specify in box below)

 You may use the space below to provide context for the alternative tuition plans you've reported above. These context notes will be posted on the College Navigator website, and should be written to be understood by students and parents.





Institution: University of Puerto Rico-Cayey (243151)

User ID: P2431511

**Part C - Student Services - Distance Education**

**?** 7. Please indicate at what level(s) your institution does or does not offer distance education courses and/or distance education programs. Check all that apply.

	<u>Distance education courses</u>	<u>Distance education programs</u>	Does not offer Distance Education
Undergraduate level	<input checked="" type="checkbox"/> <input type="checkbox"/>	<input type="checkbox"/>	<input type="checkbox"/>

**?** 8. Are all the programs at your institution offered exclusively via distance education programs?

<input checked="" type="radio"/>	No	
<input type="radio"/>	Yes	


Institution: University of Puerto Rico-Cayey (243151)

User ID: P2431511

**Part C - Student Services: Disability Service**

9. Please indicate the percentage of all undergraduate students enrolled during fall 2016 who were formally registered as students with disabilities with the institution's office of disability services (or the equivalent office).

<input type="radio"/>	3 percent or less	
<input checked="" type="radio"/>	More than 3 percent:	<input type="text" value="4"/> %

 You may use the space below to provide context for the data you've reported above. These context notes will be posted on the College Navigator website, and should be written to be understood by students and parents.

Institution: University of Puerto Rico-Cayey (243151)

User ID: P2431511

**Part D - Student Charges Questions****1. Are all full-time, first-time degree/certificate-seeking students required to live on campus or in institutionally-controlled housing?**

If you answer **Yes** to this question, you will not be asked to report off-campus room and board in the price of attendance (D11).

This is only a screening question, and your response does not show up on College Navigator.

If you make any exceptions to this rule, and have even one full-time, first-time student living off-campus, please answer **No** so that this does not cause conflicts with the Student Financial Aid survey. Making changes to the SFA component is very difficult and may lead to inaccurate reporting for your institution.

- No
- Yes, and we do not make **ANY** (even one) exceptions to this rule

**2. Does your institution charge different tuition for in-district, in-state, or out-of-state students?**

If you answer **Yes** to this question, you will be expected to report tuition amounts for in-district, in-state, and out-of-state students.

Please only select **Yes** if you really charge different tuition rates, or you will be reporting the same numbers 3 times.

- No
- Yes

**3. Does your institution offer institutionally-controlled housing (either on or off campus)?**

If you answer **Yes** to this question, you will be expected to specify a housing capacity, and to report a room charge or a combined room and board charge (D10).

- No
- Yes

Specify housing capacity for academic year 2017-18

**4. Do you offer board or meal plans to your students?**

If you answer **Yes** to this question, you will be expected to report a board charge or combined room and board charge (D10).

- No
- Yes - Enter the number of meals per week in the maximum meal plan available


- Yes - Number of meals per week can vary (e.g., students' charge meals against a meal card)

100 Number of meals per week can vary (e.g., students charge meals against a meal card)

Institution: University of Puerto Rico-Cayey (243151)

User ID: P2431511

**Part D - Undergraduate Student Charges**If the institution charges an application fee, indicate the amount.

	 Amount	Prior year
<u>Undergraduate application fee</u>	<input type="text" value="30"/>	<b>30</b>

**5. Charges to full-time undergraduate students for the full academic year 2017-18***Please be sure to report an average tuition that includes all students at all levels (freshman, sophomore, etc.).*

	<u>In-district</u>	Prior year	<u>In-state</u>	Prior year	<u>Out-of-state</u>	Prior year
All full-time <u>undergraduate students</u>						
Average <u>tuition</u>	<input type="text" value="1,904"/>	<b>1,904</b>	<input type="text" value="1,904"/>	<b>1,904</b>	<input type="text" value="3,959"/>	<b>3,925</b>
<u>Required fees</u>	<input type="text" value="179"/>	<b>179</b>	<input type="text" value="179"/>	<b>179</b>	<input type="text" value="179"/>	<b>179</b>

**6. Per credit hour charge for part-time undergraduate students***Please be sure to report an average per credit tuition that includes all students at all levels (freshman, sophomore, etc.).*

	<u>In-district</u>	Prior year	<u>In-state</u>	Prior year	<u>Out-of-state</u>	Prior year
<u>Per credit hour charge</u>	<input type="text" value="57"/>	<b>56</b>	<input type="text" value="57"/>	<b>56</b>	<input type="text" value="116"/>	<b>115</b>

Institution: University of Puerto Rico-Cayey (243151)

User ID: P2431511

**Part D - Student Charges - Room****10. What are the typical room charges for a student for the full academic year 2017-18?***If your institution offers room at no charge to students, enter zero.*

	Amount	Prior year
<u>Room charges</u> (Double occupancy)	2,000	2,000

Institution: University of Puerto Rico-Cayey (243151)

User ID: P2431511

**Part D - Student Charges - Price of Attendance**

**11. Cost of attendance for full-time, first-time undergraduate students:**

Please enter the amounts requested below. These data will be made available to the public on College Navigator. If your institution participates in any Title IV programs (Pell, Stafford, etc.), you must complete all information. *Estimates of expenses for books and supplies, room and board, and other expenses are those from the **Cost of Attendance report** used by the financial aid office in determining financial need. Please talk to your financial aid office to get these numbers, to ensure that you are reporting correctly.*

**?** If the **2017-18 tuition and/or fees as reported on this page** for full-time, first-time students are covered by a tuition guarantee program, check the applicable box(es) under 'Tuition Guarantee'. Additionally, please indicate the maximum % increase that is guaranteed. *These numbers are expected to be fairly small. Please contact the Help Desk if you are confused about these values and how to report them.*

Charges for full academic year	2014-15	2015-16	2016-17	2017-18		
<b>Published <u>tuition</u> and <u>required fees</u>:</b>					<b>?</b> <u>Tuition Guarantee</u> (check only if applicable to entering students in 2017-18)	<b>Guaranteed increase %</b>
<u>In-district</u>						
Tuition	1,870	1,870	1,904	<input type="text" value="1,904"/>	<input checked="" type="checkbox"/>	<input type="text" value="0"/>
Required fees	342	179	179	<input type="text" value="179"/>	<input type="checkbox"/>	<input type="text"/>
Tuition + fees total	2,212	2,049	2,083	2,083		
<u>In-state</u>						
Tuition	1,870	1,870	1,904	<input type="text" value="1,904"/>	<input checked="" type="checkbox"/>	<input type="text" value="0"/>
Required fees	342	179	179	<input type="text" value="179"/>	<input type="checkbox"/>	<input type="text"/>
Tuition + fees total	2,212	2,049	2,083	2,083		
<u>Out-of-state</u>						
Tuition	3,891	3,891	3,925	<input type="text" value="3,959"/>	<input checked="" type="checkbox"/>	<input type="text" value="0"/>
Required fees	342	179	179	<input type="text" value="179"/>	<input type="checkbox"/>	<input type="text"/>
Tuition + fees total	4,233	4,070	4,104	4,138		
<u>Books and supplies</u>	1,825	1,862	2,168	<input type="text" value="2,168"/>		
<b>On-campus:</b>						




<u>Room and board</u>			9,506	⚠	9,506	
<u>Other expenses</u>			2,453		2,453	
Room and board and other expenses	0	0	11,959		11,959	

**Off-campus (not with family):**

<u>Room and board</u>	8,280	8,751	11,161		11,161	
<u>Other expenses</u>	2,125	2,189	2,453		2,453	
Room and board and other expenses	10,405	10,940	13,614		13,614	

**Off-campus (with family):**

<u>Other expenses</u>	2,900	2,987	3,251		3,251	
-----------------------	-------	-------	-------	--	-------	--

 You may use the space below to provide context for the data you've reported above. These context notes will be posted on the College Navigator website, and should be written to be understood by students and parents.

Institution: University of Puerto Rico-Cayey (243151)

User ID: P2431511

**Part E - Athletic Association****1. Is this institution a member of a national athletic association?**

- No
- Yes - Check all that apply
- National Collegiate Athletic Association (NCAA)
- National Association of Intercollegiate Athletics (NAIA)
- National Junior College Athletic Association (NJCAA)
- United States Collegiate Athletic Association (USCAA)
- National Christian College Athletic Association (NCCAA)
- Other

**2. If this institution is a member of the NCAA or NAIA, specify the conference FOR EACH SPORT using the pull down menu.**

Sport	NCAA or NAIA member		Conference
Football	<input checked="" type="radio"/> No	<input type="radio"/> Yes-Specify	Select One
Basketball	<input checked="" type="radio"/> No	<input type="radio"/> Yes-Specify	Select One
Baseball	<input checked="" type="radio"/> No	<input type="radio"/> Yes-Specify	Select One
Cross country and/or track	<input checked="" type="radio"/> No	<input type="radio"/> Yes-Specify	Select One

Institution: University of Puerto Rico-Cayey (243151)

User ID: P2431511

**Prepared by**

The name of the preparer is being collected so that we can follow up with the appropriate person in the event that there are questions concerning the data. The Keyholder will be copied on all email correspondence to other preparers.

The time it took to prepare this component is being collected so that we can continue to improve our estimate of the reporting burden associated with IPEDS. Please include in your estimate the time it took for you to review instructions, query and search data sources, complete and review the component, and submit the data through the Data Collection System.

Thank you for your assistance.

**This survey component was prepared by:**

<input checked="" type="radio"/>	Keyholder	<input type="radio"/>	SFA Contact	<input type="radio"/>	HR Contact
<input type="radio"/>	Finance Contact	<input type="radio"/>	Academic Library Contact	<input type="radio"/>	Other
Name:	<input type="text" value="Fernando Vazquez Calle"/>				
Email:	<input type="text" value="fernando.vazquezcalles@upr.edu"/>				

**How many staff from your institution only were involved in the data collection and reporting process of this survey component?**

<input type="text" value="2.00"/>	Number of Staff (including yourself)
-----------------------------------	--------------------------------------

**How many hours did you and others from your institution only spend on each of the steps below when responding to this survey component?**

*Exclude the hours spent collecting data for state and other reporting purposes.*

Staff member	Collecting Data Needed		Revising Data to Match IPEDS Requirements		Entering Data		Revising and Locking Data	
<b>Your office</b>	<input type="text"/>	hours	<input type="text"/>	hours	<input type="text"/>	hours	<input type="text"/>	hours
<b>Other offices</b>	<input type="text"/>	hours	<input type="text"/>	hours	<input type="text"/>	hours	<input type="text"/>	hours

Institution: University of Puerto Rico-Cayey (243151)

User ID: P2431511

**Summary**

### Institutional Characteristics Component Summary Academic Year Reporters

IPEDS collects important information regarding your institution. All data reported in IPEDS survey components become available in the IPEDS Data Center and appear as aggregated data in various Department of Education reports. Additionally, some of the reported data appears specifically for your institution through the College Navigator website and is included in your institution's Data Feedback Report (DFR). The purpose of this summary is to provide you an opportunity to view some of the data that, when accepted through the IPEDS quality control process, will appear on the College Navigator website and/or your DFR. College Navigator is updated approximately three months after the data collection period closes and Data Feedback Reports will be available through the [Data Center](#) and sent to your institution's CEO in November 2017.

Please review your data for accuracy. If you have questions about the data displayed below after reviewing the data reported on the survey screens, please contact the IPEDS Help Desk at: 1-877-225-2568 or [ipedshelp@rti.org](mailto:ipedshelp@rti.org).

#### GENERAL INFORMATION

Mission Statement	<a href="http://cayey.upr.edu/mision-vision-y-objetivos/">http://cayey.upr.edu/mision-vision-y-objetivos/</a>
Are all the programs at your institution offered exclusively via distance education programs?	No
Special Learning Opportunities	ROTC (Army) Study abroad Weekend/evening college Teacher certification (below the postsecondary level)
Student Services	Remedial services Academic/career counseling services
Credit Accepted	Dual credit (college credit earned while in high school) Advanced placement (AP) credits
Undergraduate students enrolled who are formally registered with office of disability services	4%

#### PRICING INFORMATION

Estimated expenses for academic year for full-time, first-time students	2014-15	2015-16	2016-17	2017-18
In-district tuition and fees	\$2,212	\$2,049	\$2,083	\$2,083
In-state tuition and fees	\$2,212	\$2,049	\$2,083	\$2,083
Out-of-state tuition and fees	\$4,233	\$4,070	\$4,104	\$4,138
Books and supplies	\$1 825	\$1 862	\$2 168	\$2 168

	On-campus room and board	N/A	N/A	\$9,506	\$9,506
	On-campus other expenses	N/A	N/A	\$2,453	\$2,453
	Off-campus room and board	\$8,280	\$8,751	\$11,161	\$11,161
	Off-campus other expenses	\$2,125	\$2,189	\$2,453	\$2,453
	Off-campus with family other expenses	\$2,900	\$2,987	\$3,251	\$3,251
Average undergraduate student tuition and fees for academic year 2017-18		Tuition		Fees	
	In-district		\$1,904		\$179
	In-state		\$1,904		\$179
	Out-of-state		\$3,959		\$179
Alternative tuition plans		Tuition guarantee Tuition payment plan			

Institution: University of Puerto Rico-Cayey (243151)

User ID: P2431511

Edit Report

**Institutional Characteristics****University of Puerto Rico-Cayey (243151)**

Source	Description	Severity	Resolved	Options
<b>Screen: Distance Education</b>				
Screen Entry	Your institution indicated "No" to offering distance education programs/courses in the prior year IC component. Please confirm that the institution DOES offer distance education in the current year. (Error #11528)	Confirmation	Yes	
<b>Screen: Price of Attendance</b>				
Perform Edits	The amount entered for room and board on the Part D - Price of Attendance screen is expected to be within 10% of the amount entered for room and board on the Part D - Undergraduate Student Charges screen. Please correct your data or explain the discrepancy. (Error #11236)	Explanation	Yes	
Reason:	The amount of \$9,506 included room and meals expenses.			
Related Screens:	Price of Attendance, Room			

## Completions 2017-18

**Institution: University of Puerto Rico-Cayey (243151)**
**User ID: P2431511**

### Completions Overview

Welcome to the IPEDS Completions survey component. The Completions component is one of several IPEDS components that is conducted during the Fall data collection period. It collects the number of degrees and certificates awarded by field of study, level of award, race/ethnicity, and gender. The reporting period for the Completions component is during the 12-month time period beginning July 1 of the previous calendar year and ending June 30 of the current calendar year; therefore, for this year's Completions component, the reporting period is between July 1, 2016 and June 30, 2017. The Completions component is also collecting the number of students (e.g., completers) who earned awards between July 1, 2016 and June 30, 2017.

#### Completions Common Errors

Some common completions component errors include the following:

- Including award levels on your current year Completions that were not reported on your previous year's (PY) Institutional Characteristics (IC). [Award levels in the PY IC component cannot be changed; therefore, contact the IPEDS Help Desk at 1-877-225-2568 if you need assistance.]
- Forgetting to select CIP codes for new programs of study that are offered by the institution, but do not have completions for the reporting period.
- Forgetting to enter in zero in at least one of the cells for CIP codes that do not have completions.

#### Recent Changes

- The following question on **distance education** has been added to the bottom of each individual "CIP Data" screen:  
"Is this program offered as a distance education program?"
  - The following two screens, which collect data specifically on students were added to this component, beginning in the 2012-13 survey year:
    - **"All Completers"** - Collects the number of students who earned an award between July 1, 2016 and June 30, 2017 by gender and race/ethnicity. (The intent of this screen is to collect an **unduplicated count** of total numbers of completers.)
    - **"Completers by Level"** - Collects the number of students who earned an award between July 1, 2016 and June 30, 2017 by award level and 1) by gender; 2) by race/ethnicity; and 3) by age.
  - The definition for Post-baccalaureate Certificate has changed slightly for the 2014-15 collection. The new definition is as follows: **An award that requires completion of an organized program of study beyond the bachelor's. It is designed for persons who have completed a baccalaureate degree, but does not meet the requirements of a master's degree.**
- NOTE: Even though Teacher Preparation certificate programs may require a bachelor's degree for admission, they are considered sub-baccalaureate undergraduate programs, and students in these programs are undergraduate students.**

#### General Information

CIP Codes:

The [CIP 2010 Website](#) includes a list of new CIP codes, a list of deleted CIP codes, a list of moved CIP Codes, and an online crosswalk of the 2000 CIP and 2010 CIP.

The [Resources Page](#) of the CIP 2010 website contains many valuable resources including:

- CIP 2010 Manual and copies of previous editions of the CIP Manual
- Crosswalk between the 2000 CIP codes and the 2010 CIP codes in Excel format

Keep in mind that some information provided by institutions on the Completions component appear in the [College Navigator](#), which is a major tool used by consumers searching

for information about postsecondary education. It is therefore vitally important that you include accurate information about your institution.

Survey materials can be downloaded using the following link: [Survey Materials](#).

The prior year revision system can be accessed using the following link: [Prior Year Revision System](#)



## Completions CIP Data

CIPCODE	Award Level	Major	Gender	Non Resident Alien	Hispanic / Latino	American Indian or Alaska Native	Asian	Black or African American	Native Hawaiian or Other Pacific Islander	White	Two or more Races	Race/ ethnicity unknown	Total	distance education program	
13.1001 Special Education and Teaching, General	5 - Bachelor's degree	1	Men	0	0	0	0	0	0	0	0	0	0		
			Women	0	25	0	0	0	0	0	0	0	0	25	
			Total	0	25	0	0	0	0	0	0	0	0	0	25
13.1305 English/Language Arts Teacher Education	5 - Bachelor's degree	1	Men	0	2	0	0	0	0	0	0	0	2		
			Women	0	9	0	0	0	0	0	0	0	0	9	
			Total	0	11	0	0	0	0	0	0	0	0	0	11
13.1311 Mathematics Teacher Education	5 - Bachelor's degree	1	Men	0	0	0	0	0	0	0	0	0	0		
			Women	0	2	0	0	0	0	0	0	0	0	2	
			Total	0	2	0	0	0	0	0	0	0	0	0	2
13.1314 Physical Education Teaching and Coaching	5 - Bachelor's degree	1	Men	0	13	0	0	0	0	0	0	0	13		
			Women	0	1	0	0	0	0	0	0	0	0	1	
			Total	0	14	0	0	0	0	0	0	0	0	0	14
13.1316 Science Teacher Education/General Science Teacher Education	5 - Bachelor's degree	1	Men	0	2	0	0	0	0	0	0	0	2		
			Women	0	2	0	0	0	0	0	0	0	0	2	
			Total	0	4	0	0	0	0	0	0	0	0	0	4
13.1328 History Teacher Education	5 - Bachelor's degree	1	Men	0	1	0	0	0	0	0	0	0	1		
			Women	0	4	0	0	0	0	0	0	0	0	4	
			Total	0	5	0	0	0	0	0	0	0	0	0	5
13.1330 Spanish Language Teacher Education	5 - Bachelor's degree	1	Men	0	1	0	0	0	0	0	0	0	1		
			Women	0	5	0	0	0	0	0	0	0	0	5	
			Total	0	6	0	0	0	0	0	0	0	0	0	6
16.0905 Spanish Language and Literature	5 - Bachelor's degree	1	Men	0	3	0	0	0	0	0	0	0	3		
			Women	0	2	0	0	0	0	0	0	0	0	2	
			Total	0	5	0	0	0	0	0	0	0	0	0	5
23.0101 English Language and Literature, General	5 - Bachelor's degree	1	Men	0	2	0	0	0	0	0	0	0	2		
			Women	0	4	0	0	0	0	0	0	0	0	4	
			Total	0	6	0	0	0	0	0	0	0	0	0	6
24.0103 Humanities/Humanistic Studies	5 - Bachelor's degree	1	Men	0	0	0	0	0	0	0	0	0	0		
			Women	0	3	0	0	0	0	0	0	0	0	3	
			Total	0	3	0	0	0	0	0	0	0	0	0	3
26.0101 Biology/Biological Sciences, General	5 - Bachelor's degree	1	Men	0	35	0	0	0	0	0	0	0	35		
			Women	0	70	0	0	0	0	0	0	0	0	70	
			Total	0	105	0	0	0	0	0	0	0	0	0	105
27.0101 Mathematics, General	5 - Bachelor's degree	1	Men	0	4	0	0	0	0	0	0	0	4		
			Women	0	1	0	0	0	0	0	0	0	0	1	
			Total	0	5	0	0	0	0	0	0	0	0	0	5

CIPCODE	Award Level	Major	Gender	Non Resident Alien	Hispanic / Latino	American Indian or Alaska Native	Asian	Black or African American	Native Hawaiian or Other Pacific Islander	White	Two or more Races	Race/ ethnicity unknown	Total	distance education program	
30.1801 Natural Sciences	5 - Bachelor's degree	1	Men	0	25	0	0	0	0	0	0	0	25		
			Women	0	56	0	0	0	0	0	0	0	0	56	
			Total	0	81	0	0	0	0	0	0	0	0	0	81
40.0501 Chemistry, General	5 - Bachelor's degree	1	Men	0	7	0	0	0	0	0	0	0	7		
			Women	0	18	0	0	0	0	0	0	0	0	18	
			Total	0	25	0	0	0	0	0	0	0	0	0	25
42.0101 Psychology, General	5 - Bachelor's degree	1	Men	0	10	0	0	0	0	0	0	0	10		
			Women	0	21	0	0	0	0	0	0	0	0	21	
			Total	0	31	0	0	0	0	0	0	0	0	0	31
42.9999 Psychology, Other	5 - Bachelor's degree	1	Men	0	14	0	0	0	0	0	0	0	14		
			Women	0	81	0	0	0	0	0	0	0	0	81	
			Total	0	95	0	0	0	0	0	0	0	0	0	95
45.0101 Social Sciences, General	5 - Bachelor's degree	1	Men	0	2	0	0	0	0	0	0	0	2		
			Women	0	6	0	0	0	0	0	0	0	0	6	
			Total	0	8	0	0	0	0	0	0	0	0	0	8
45.1101 Sociology	5 - Bachelor's degree	1	Men	0	1	0	0	0	0	0	0	0	1		
			Women	0	8	0	0	0	0	0	0	0	0	8	
			Total	0	9	0	0	0	0	0	0	0	0	0	9
52.0101 Business/Commerce, General	5 - Bachelor's degree	1	Men	0	3	0	0	0	0	0	0	0	3		
			Women	0	3	0	0	0	0	0	0	0	0	3	
			Total	0	6	0	0	0	0	0	0	0	0	0	6
52.0299 Business Administration, Management and Operations, Other	5 - Bachelor's degree	1	Men	0	17	0	0	0	0	0	0	0	17		
			Women	0	14	0	0	0	0	0	0	0	0	14	
			Total	0	31	0	0	0	0	0	0	0	0	0	31
52.0301 Accounting	5 - Bachelor's degree	1	Men	0	21	0	0	0	0	0	0	0	21		
			Women	0	26	0	0	0	0	0	0	0	0	26	
			Total	0	47	0	0	0	0	0	0	0	0	0	47
52.0401 Administrative Assistant and Secretarial Science, General	5 - Bachelor's degree	1	Men	0	2	0	0	0	0	0	0	0	2		
			Women	0	13	0	0	0	0	0	0	0	0	13	
			Total	0	15	0	0	0	0	0	0	0	0	0	15
54.0101 History, General	5 - Bachelor's degree	1	Men	0	2	0	0	0	0	0	0	0	2		
			Women	0	2	0	0	0	0	0	0	0	0	2	
			Total	0	4	0	0	0	0	0	0	0	0	0	4

**Completions: total by first major**

99.0000 Summary Grand Totals	Award Level	Nonresident alien	Hispanic Latino	American Indian or Alaska Native	Asian	Black or African American	Native Hawaiian or Other Pacific Islander	White	Two or more Races	Race/ethnicity unknown	Total	PY Total
<b>Bachelor's degree</b>	<b>5</b>											
Men		0	167	0	0	0	0	0	0	0	167	132
Women		0	376	0	0	0	0	0	0	0	376	347
<b>Total</b>		0	543	0	0	0	0	0	0	0	543	479
Grand Total Men		0	167	0	0	0	0	0	0	0	167	132
Grand Total Women		0	376	0	0	0	0	0	0	0	376	347
Grand Total		0	543	0	0	0	0	0	0	0	543	479
PY Grand Total Men		0	132	0	0	0	0	0	0	0		132
PY Grand Total Women		0	347	0	0	0	0	0	0	0		347
PY Grand Total		0	479	0	0	0	0	0	0	0		479

Institution: University of Puerto Rico-Cayey (243151)

User ID: P2431511

## All Completers

Institutions must report the following information. (Some data will be pre-populated from the completions by CIP code data.)

## All Completers

Number of students by gender and race and ethnicity earning an award between July 1, 2016 and June 30, 2017. Count each student only once, regardless of how many awards he/she earned. The intent of this screen is to collect an unduplicated count of total numbers of *completers*.

- Report Hispanic/Latino individuals of any race as Hispanic/Latino
- Report race for non-Hispanic/Latino individuals only

	Men		Women		Total Students
	Number of Students	Total Awards	Number of Students	Total Awards	
<u>Nonresident alien</u>	0	0	0	0	0
<u>Hispanic/Latino</u>	167	167	366	376	533
<u>American Indian or Alaska Native</u>	0	0	0	0	0
<u>Asian</u>	0	0	0	0	0
<u>Black or African American</u>	0	0	0	0	0
<u>Native Hawaiian or Other Pacific Islander</u>	0	0	0	0	0
<u>White</u>	0	0	0	0	0
Two or more races	0	0	0	0	0
<u>Race and ethnicity unknown</u>	0	0	0	0	0
<b>TOTAL</b>	167	167	366	376	533
<b>PY TOTAL</b>	<b>132</b>		<b>347</b>		<b>479</b>

Institution: University of Puerto Rico-Cayey (243151)

User ID: P2431511

## Completers by Level

Institutions must report the number of students who earned an award by level. This screen will be shown for each of the following consolidated award levels for which there is a reported completion:

- Postsecondary awards, certificates, or diplomas of **less than 1 academic year**
  - Less than 900 contact or clock hours, or
  - Less than 30 SEMESTER or TRIMESTER credit hours, or
  - Less than 45 QUARTER credit hours
- Postsecondary awards, certificates, or diplomas of **at least 1 but less than 4 academic years**
  - 900 or more contact or clock hours, or
  - 30 or more SEMESTER or TRIMESTER credit hours, or
  - 45 or more QUARTER credit hours
- Associate's degrees
- Bachelor's degrees
- Master's degrees
- Doctor's degrees
- Postbaccalaureate and post-master's certificates

## Bachelor's degrees

Number of students by gender, by race and ethnicity, and by age earning this award between July 1, 2016 and June 30, 2017. Each student should be counted once per award level. For example, if a student earned a master's degree and a doctor's degree, he/she should be counted once in master's and once in doctor's. A student earning two master's degrees should be counted only once.

- Report Hispanic/Latino individuals of any race as Hispanic/Latino
- Report race for non-Hispanic/Latino individuals only

Number of Students

Total Awards

## By Gender

Men	167	167
Women	366	376
<b>TOTAL</b>	533	543
PY TOTAL	479	

## By Race/Ethnicity

<u>Nonresident alien</u>	0	0
<u>Hispanic/Latino</u>		543

	533	
<u>American Indian or Alaska Native</u>	0	0
<u>Asian</u>	0	0
<u>Black or African American</u>	0	0
<u>Native Hawaiian or Other Pacific Islander</u>	0	0
<u>White</u>	0	0
Two or more races	0	0
<u>Race and ethnicity unknown</u>	0	0
<b>TOTAL</b>	<b>533</b>	<b>543</b>
<b>? By Age</b>		
Under 18	0	
18-24	458	
25-39	73	
40 and Above	2	
Age Unknown	0	
<b>TOTAL</b>	<b>533</b>	<b>543</b>

Institution: University of Puerto Rico-Cayey (243151)

User ID: P2431511

Prepared by

The name of the preparer is being collected so that we can follow up with the appropriate person in the event that there are questions concerning the data. The Keyholder will be copied on all email correspondence to other preparers.

The time it took to prepare this component is being collected so that we can continue to improve our estimate of the reporting burden associated with IPEDS. Please include in your estimate the time it took for you to review instructions, query and search data sources, complete and review the component, and submit the data through the Data Collection System.

Thank you for your assistance.

**This survey component was prepared by:**

<input checked="" type="radio"/> Keyholder	<input type="radio"/> SFA Contact	<input type="radio"/> HR Contact
<input type="radio"/> Finance Contact	<input type="radio"/> Academic Library Contact	<input type="radio"/> Other
Name:	<input type="text" value="Fernando Vazquez Calle"/>	
Email:	<input type="text" value="fernando.vazquezcalles@upr.edu"/>	

**How many staff from your institution only were involved in the data collection and reporting process of this survey component?**

<input type="text" value="2.00"/> Number of Staff (including yourself)
--

**How many hours did you and others from your institution only spend on each of the steps below when responding to this survey component?**

*Exclude the hours spent collecting data for state and other reporting purposes.*

Staff member	Collecting Data Needed	Revising Data to Match IPEDS Requirements	Entering Data	Revising and Locking Data
Your office	<input type="text"/> hours	<input type="text"/> hours	<input type="text"/> hours	<input type="text"/> hours
Other offices	<input type="text"/> hours	<input type="text"/> hours	<input type="text"/> hours	<input type="text"/> hours

Institution: University of Puerto Rico-Cayey (243151)

User ID: P2431511

## Summary

IPEDS collects important information regarding your institution. All data reported in IPEDS survey components become available in the IPEDS Data Center and appear as aggregated data in various Department of Education reports. Additionally, some of the reported data appears specifically for your institution through the College Navigator website and is included in your institution's Data Feedback Report (DFR). The purpose of this summary is to provide you an opportunity to view some of the data that, when accepted through the IPEDS quality control process, will appear on the College Navigator website and/or your DFR. College Navigator is updated approximately three months after the data collection period closes and Data Feedback Reports will be available through the [Data Center](#) and sent to your institution's CEO in November 2017.

Please review your data for accuracy. If you have questions about the data displayed below after reviewing the data reported on the survey screens, please contact the IPEDS Help Desk at: 1-877-225-2568 or [ipedshelp@rti.org](mailto:ipedshelp@rti.org).

## Summary of Completions Data

Award Level	Number of Completions	
	1 <sup>st</sup> major	2 <sup>nd</sup> major
<u>Bachelors degree</u> or equivalent	543	0
Total number of degrees and certificates	543	

## Summary of Completers Data

	Number of Students		
	Men	Women	Total
All Completers	167	366	533



Institution: University of Puerto Rico-Cayey (243151)

User ID: P2431511

Edit Report

### Completions

University of Puerto Rico-Cayey (243151)

**There are no errors for the selected survey and institution.**

## 12-month Enrollment 2017-18

Institution: University of Puerto Rico-Cayey (243151)

User ID: P2431511

**Overview****12-month Enrollment Overview**

The 12-Month Enrollment component collects unduplicated student enrollment counts and instructional activity data for an entire 12-month period. Using the instructional activity data reported, a full-time equivalent (FTE) student enrollment at the undergraduate and graduate level is estimated. Institutions with Doctor's-professional practice students will also report the FTE enrollment of those students. NCES uses the FTE enrollment to produce indicators such as expenses by function per FTE as reported in the IPEDS Data Feedback Report.

**Data Reporting Reminders:**

- All institutions must use the July 1 - June 30 reporting period.

**Resources:**

To download the survey materials for this component: [Survey Materials](#)

To access your prior year data submission for this component: [Reported Data](#)

If you have questions about completing this survey, please contact the **IPEDS Help Desk at 1-877-225-2568**.

Institution: University of Puerto Rico-Cayey (243151)

User ID: P2431511

**Undergraduate Instructional Activity Type**

Undergraduate instructional activity data in Part B may be reported in units of contact hours or credit hours.  
Which instructional activity units will you use to report undergraduate instructional activity?

Please note that any graduate level instructional activity must be reported in credit hours.

- |                                  |   |
|----------------------------------|---|
| <input type="radio"/>            | Contact hours   |
| <input checked="" type="radio"/> | Credit hours  |
| <input type="radio"/>            | Both contact and credit hours (some undergraduate programs measured in contact hours and some measured in credit hours) |

You may use the space below to provide context for the data you've reported above.

Institution: University of Puerto Rico-Cayey (243151)

User ID: P2431511

**Part A - Unduplicated Count**

**12-month Unduplicated Count by Race/Ethnicity and Gender**  
**July 1, 2016 - June 30, 2017**

**Reporting Reminders:**


- Report Hispanic/Latino individuals of any race as Hispanic/Latino
- Report race for non-Hispanic/Latino individuals only
- Even though Teacher Preparation certificate programs may require a bachelor's degree for admission, they are considered subbaccalaureate undergraduate programs, and students in these programs are undergraduate students.

**Men**

Students enrolled for <u>credit</u>	<u>Undergraduate students</u>
<u>Nonresident alien</u>	0
<u>Hispanic/Latino</u>	1,355
<u>American Indian or Alaska Native</u>	0
<u>Asian</u>	0
<u>Black or African American</u>	0
<u>Native Hawaiian or Other Pacific Islander</u>	0
<u>White</u>	0
Two or more races	0
<u>Race and ethnicity unknown</u>	0
<b>Total men</b>	1,355
Total men prior year	<b>1,352</b>

**Women**

Students enrolled for <u>credit</u>	<u>Undergraduate students</u>
<u>Nonresident alien</u>	0
<u>Hispanic/Latino</u>	2,515

	2,515
<u>American Indian or Alaska Native</u>	0
<u>Asian</u>	0
<u>Black or African American</u>	0
<u>Native Hawaiian or Other Pacific Islander</u>	0
<u>White</u>	0
Two or more races	0
<u>Race and ethnicity unknown</u>	0
<b>Total women</b>	2,515
Total women prior year	2,507
<b>Grand total (2016-17)</b>	3,870
<b>Prior year data:</b>	
Unduplicated headcount (2015-16)	3,859
 Total enrollment Fall 2016 <i>NOTE: Grand total (2016-17) calculated above is expected to be greater than Total enrollment Fall 2016.</i>	3,766

Institution: University of Puerto Rico-Cayey (243151)

User ID: P2431511

**Part B - Instructional Activity**

**12-month Instructional Activity**  
**July 1, 2016 - June 30, 2017**

**Instructional Activity Reporting Reminder:**

- Instructional activity is used to calculate an IPEDS FTE based on the institution's reported calendar system.

**FTE Reporting Reminder:**

- Institutions need not report their own calculations of undergraduate FTE unless IPEDS FTE calculations would be misleading for comparison purposes among all IPEDS reporting institutions.

2016-17 total activity

Prior year data

**Instructional Activity****Undergraduate level:**Credit hour activity.

106,540

**104,764**

Calendar system (as reported on the prior year IC Header survey component):

**Semester**

If the IPEDS calculated FTE estimates below are not reasonable, **AND** you have reported the correct instructional activity hours above, enter your best FTE estimate in the "Institution reported FTE" column below and save the page. This option should be used **ONLY** if the calculated estimate is not reasonable for your institution and IPEDS comparisons.

Please provide your best estimate of undergraduate FTE for the 12-month reporting period **only if the calculated FTE estimate below is not reasonable for IPEDS comparison purposes:**

	Calculated FTE 2016-17	Institution reported FTE 2016-17	Prior year FTE 2015-16
Undergraduate student FTE	3,551	3,551	<b>3,492</b>

Institution: University of Puerto Rico-Cayey (243151)

User ID: P2431511

**Prepared by**

The name of the preparer is being collected so that we can follow up with the appropriate person in the event that there are questions concerning the data. The Keyholder will be copied on all email correspondence to other preparers.

The time it took to prepare this component is being collected so that we can continue to improve our estimate of the reporting burden associated with IPEDS. Please include in your estimate the time it took for you to review instructions, query and search data sources, complete and review the component, and submit the data through the Data Collection System.

Thank you for your assistance.

**This survey component was prepared by:**

<input checked="" type="radio"/>	Keyholder	<input type="radio"/>	SFA Contact	<input type="radio"/>	HR Contact
<input type="radio"/>	Finance Contact	<input type="radio"/>	Academic Library Contact	<input type="radio"/>	Other
Name:	<input type="text" value="Fernando Vazquez Calle"/>				
Email:	<input type="text" value="fernando.vazquezcalle@upr.edu"/>				

**How many staff from your institution only were involved in the data collection and reporting process of this survey component?**

<input type="text" value="2.00"/>	Number of Staff (including yourself)
-----------------------------------	--------------------------------------

**How many hours did you and others from your institution only spend on each of the steps below when responding to this survey component?**

*Exclude the hours spent collecting data for state and other reporting purposes.*

Staff member	Collecting Data Needed		Revising Data to Match IPEDS Requirements		Entering Data		Revising and Locking Data	
Your office	<input type="text"/>	hours	<input type="text"/>	hours	<input type="text"/>	hours	<input type="text"/>	hours
Other offices	<input type="text"/>	hours	<input type="text"/>	hours	<input type="text"/>	hours	<input type="text"/>	hours

Institution: University of Puerto Rico-Cayey (243151)

User ID: P2431511

**Summary screen****12-Month Enrollment Component Summary**

IPEDS collects important information regarding your institution. All data reported in IPEDS survey components become available in the IPEDS Data Center and appear as aggregated data in various Department of Education reports. Additionally, some of the reported data appears specifically for your institution through the College Navigator website and is included in your institution's Data Feedback Report (DFR). The purpose of this summary is to provide you an opportunity to view some of the data that, when accepted through the IPEDS quality control process, will appear on the College Navigator website and/or your DFR. College Navigator is updated approximately three months after the data collection period closes and Data Feedback Reports will be available through the [Data Center](#) and sent to your institution's CEO in November 2017.

Please review your data for accuracy. If you have questions about the data displayed below after reviewing the data reported on the survey screens, please contact the IPEDS Help Desk at: 1-877-225-2568 or [ipedshelp@rti.org](mailto:ipedshelp@rti.org).

<b>12-Month Unduplicated Headcount and Full-Time Equivalent Students</b>	
Total 12-month unduplicated headcount	3,870
Undergraduate student unduplicated headcount	3,870
Graduate student unduplicated headcount	0
Total 12-month full-time equivalent (FTE) student enrollment	3,551
Undergraduate student FTE	3,551



Institution: University of Puerto Rico-Cayey (243151)

User ID: P2431511

Edit Report

**12-month Enrollment**

University of Puerto Rico-Cayey (243151)

**There are no errors for the selected survey and institution.**

## Student Financial Aid 2017-18

Institution: University of Puerto Rico-Cayey (243151)

User ID: P2431511

**Overview****IPEDS Student Financial Aid Component Overview  
Public Academic Reporters**

Welcome to the Student Financial Aid (SFA) component. The purpose of the SFA component is to collect information about financial aid provided to various groups of undergraduate students and military/veteran educational benefits for all students at your institution.

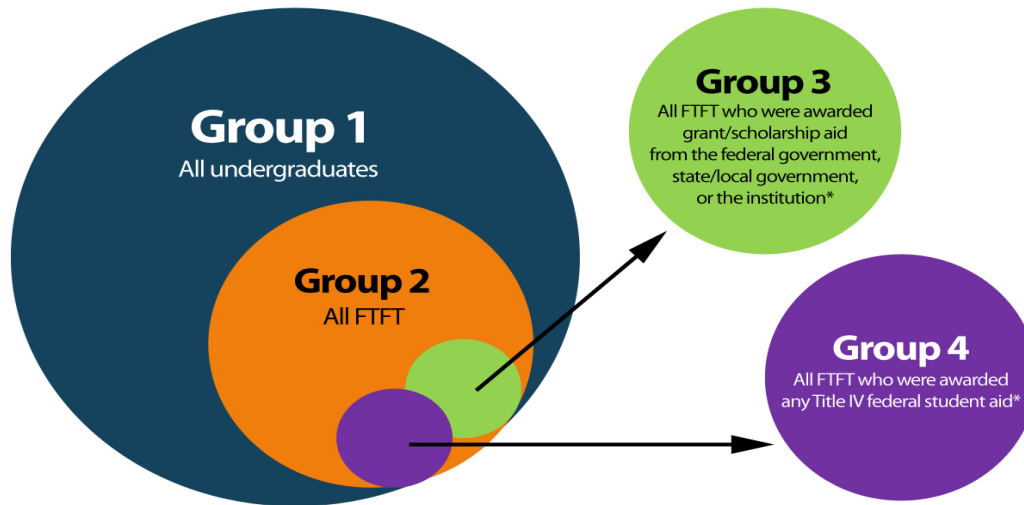
**Changes to This Year's SFA Component**

There were no changes implemented for the 2017-18 data collection period.

**Data Reporting Reminders****Undergraduate Student Groups**

You will be asked to report information for different groups of students.

- **Group 1:** All undergraduate students
- **Group 2:** Of Group 1, full-time, first-time degree/certificate-seeking students
- **Group 3:** Of Group 2, students who paid the in-state/in-district tuition rate and were awarded any grant/scholarship aid from the federal government, state/local government, or the institution
- **Group 4:** Of Group 2, students who paid the in-state/in-district tuition rate and were awarded any Title IV federal student aid



\*For public institutions, include only those students paying the in-state or in-district tuition rate. For program reporters, include only those students enrolled in the institution's largest program.

#### COA Revisions

Revisions to Cost of Attendance used to calculate the net price of attendance can be made in this component.

Consult the instructions and screens to make sure you are reporting the correct aid amounts for the correct groups of students.

#### College Affordability and Transparency Lists

Net price amounts calculated in SFA will be used to populate the Department's College Affordability and Transparency lists.

#### Interactive Edits and Error Messages

SFA contains interactive edits that will check for blank fields, invalid values, or values that fall outside expected ranges. Some error messages will require you to confirm or explain the values that you entered. Some error messages are fatal and will require you to contact the IPEDS Help Desk at 1-877-225-2568 for resolution.

#### Context Boxes

You will find optional text boxes throughout SFA. Context boxes allow you to provide more information about the data you enter. Some of these context boxes may be made available to the public on College Navigator, so make sure that the information you enter can be understood easily by students, parents, and the general public.

#### Resources

To download the survey materials for this component: [Survey Materials](#)

To access your prior year data submission for this component: [Reported Data](#)

Institution: University of Puerto Rico-Cayey (243151)

User ID: P2431511

**Section 1: Part A****Part A - Establish Your Groups**

Part A establishes the number of students in various groups. Note that the numbers on this screen will be carried forward to other parts of the Student Financial Aid component.

In the fields below, report the number of students in each of the following groups.

		?	Fall 2016	YOUR PRIOR YEAR DATA
				Fall 2015
01	<b>Group 1</b> All <u>undergraduate</u> students		3,755	3,707
02	<b>Group 2</b> Of those in Group 1, those who are <u>full-time</u> , <u>first-time</u> degree/certificate-seeking		800	826
02a	Of those in Group 2, those who were awarded any <u>Federal Work Study</u> , <u>loans to students</u> , or grant or scholarship aid from the federal government, state/local government, the institution, or other sources known to the institution		655	619
02b	Of those in Group 2, those who were awarded any <u>loans to students</u> or grant or scholarship aid from the federal government, state/local government, or the institution		655	619
03	<b>Group 3</b> Of those in Group 2, those paid the in-state or in-district tuition rate and who were awarded grant or scholarship aid from the federal government, state/local government, or the institution		655	619
04	<b>Group 4</b> Of those in Group 2, those paid the in-state or in-district tuition rate and who were awarded any <u>Title IV federal student aid</u>		609	619

Institution: University of Puerto Rico-Cayey (243151)

User ID: P2431511

**Section 1: Part B****Part B - Enter Information About Group 1**


Part B includes information about Group 1. Group 1 students are ALL undergraduate students (including first-time students) enrolled in Fall 2016.


For this part, report:

For These Students	The Following Type(s) of Aid	Awarded in This Period
<ul style="list-style-type: none"> <li>All undergraduate students enrolled in Fall 2016</li> </ul>	<ul style="list-style-type: none"> <li>Grant or scholarship aid from the federal government</li> <li>Grant or scholarship aid from state/local government</li> <li>Grant or scholarship aid from the institution</li> <li>Grant or scholarship aid from other sources known to the institution</li> <li>Loans to students from the federal government</li> </ul>	<ul style="list-style-type: none"> <li>Any time during academic year 2016-17</li> </ul>

In the fields below, report the number of Group 1 students and the total amount of aid awarded to these students for each type of aid.

Information from Part A:		Fall 2016			
<b>Group 1</b> All undergraduate students (This number is carried forward from Part A, Line 01.)		3,755			
Aid Type		2016-17			
		Number of Group 1 students who were awarded aid	Percentage of Group 1 students who were awarded aid	Total amount of aid awarded to Group 1 students	Average amount of aid awarded to Group 1 students
01	Grant or scholarship aid from the federal government, state/local government, the institution, and other sources known to the institution (Do NOT include federal student	2,968	79	15,054,477	5,072

	institution (DO NOT include federal student loans)				
	02 Pell Grants	2,692	72	13,475,041	5,006
03	Federal student loans	 126	3	540,750	4,292

 The notes below provide context for the data you've reported above and may be posted on the College Navigator website. Choose one option that best explains your data or choose "Non-applicable" if you do not wish to provide context notes. If none of the options provided explains your institution's data, then choose "Other" and write your own context notes. Notes should be written to be understood by students and parents. For example, institutions may report here other sources of private aid not included in the categories listed.

Non-applicable

Institution: University of Puerto Rico-Cayey (243151)

User ID: P2431511

**Section 1: Part C, Page 1****Part C, Page 1 - Enter Information about Group 2**

Part C includes information about Group 2. Group 2 students are all full-time, first-time degree/certificate-seeking undergraduate students enrolled in Fall 2016.

In the fields below, report the number of Group 2 students paying in-district, in-state, and out-of-state tuition rates. If your institution does not offer different rates, report all students as paying in-state tuition rates.

Information from Part A:		Fall 2016		
<b>Group 2</b> Full-time, first-time degree/certificate-seeking undergraduates (This number is carried forward from Part A, Line 02)		800		
<b>Group 2 students:</b>		Fall 2016		YOUR PRIOR YEAR DATA
		Number of Group 2 students	Percentage of Group 2 students	Fall 2015 Percentage of Group 2 students
01	01a <u>paying in-district tuition rates</u>	<input type="text" value="0"/>	0	0
	01b <u>paying in-state tuition rates</u>	<input type="text" value="799"/>	100	100
	01c <u>paying out-of-state tuition rates</u>	<input type="text" value="1"/>	0	0
	01d Unknown (calculated value) This value is calculated using the following formula: [A02-(C01a+C01b+C01c)]	0	0	0

Institution: University of Puerto Rico-Cayey (243151)

User ID: P2431511

**Section 1: Part C, Page 2****Part C, Page 2 - Enter Information about Group 2**

Part C includes financial aid information about Group 2. Group 2 students are all full-time, first-time degree/certificate-seeking undergraduate students enrolled in Fall 2016.

For this part, report:

For These Students	The Following Type(s) of Aid	Awarded in This Period
<ul style="list-style-type: none"> <li>Full-time, first-time degree/certificate-seeking undergraduate students enrolled in Fall 2016</li> </ul>	<ul style="list-style-type: none"> <li>Grant or scholarship aid from the federal government</li> <li>Grant or scholarship aid from state/local government</li> <li>Grant or scholarship aid from the institution</li> <li>Loans to students from the federal government and from other sources, including private or other loans</li> <li>Do <u>not</u> include grant or scholarship aid from private or other sources</li> <li>Do <u>not</u> include PLUS loans or loans made to anyone other than the student</li> </ul>	<ul style="list-style-type: none"> <li>Any time during academic year 2016-17</li> <li>For program reporters, this is the aid year period from July 1, 2016 through June 30, 2017.</li> </ul>

In the fields below, report the number of Group 2 students and the total amount of aid awarded to these students for each type of aid. Enter unduplicated student counts within a category (e.g., Pell Grants). However, a student can appear in more than one aid category.

Information from Part A:	Fall 2016
<b>Group 2</b> Full-time, first-time degree/certificate-seeking undergraduates (This number is carried forward from Part A, Line 02)	800
<b>Group 2a</b> Of those in Group 2, those who were awarded any Federal Work Study, loans to students, or grant or scholarship aid from the federal government, state/local government, the institution, or other sources known to the institution (This number is carried forward from Part A, Line 02a)	655
<b>Group 2b</b> Of those in Group 2, those who were awarded any loans to students or grant or scholarship aid from the federal government, state/local government or the institution	655



state/local government, or the institution (This number is carried forward from Part A, Line 02b)		
<b>Group 3</b> Of those in Group 2, those who <b>paid the in-state or in-district tuition rate and</b> were awarded grant or scholarship aid from the federal government, state/local government, or the institution (This number is carried forward from Part A, Line 03)		655

Aid Type		Fall 2016				YOUR PRIOR YEAR DATA
		Fall 2016				Fall 2015
		Number of Group 2 students who were awarded aid	Percentage of Group 2 students who were awarded aid	Total amount of aid awarded to Group 2 students	Average amount of aid awarded to Group 2 students	Average amount of aid awarded to Group 2 students
01	Grants or scholarships from the federal government, state/local government, or the institution	<input type="text" value="655"/>	82	3,443,751	5,258	5,371
02	<u>Federal grants</u>	<input type="text" value="619"/>	77	3,178,647	5,135	5,088
	02a <u>Pell Grants</u>	<input type="text" value="608"/>	76	<input type="text" value="3,137,521"/>	5,160	5,076
	02b <u>Other federal grants</u>	<input type="text" value="54"/>	7	<input type="text" value="41,126"/>	762	491
03	<u>State/local government grants</u> or scholarships (grants/scholarships/waivers)	<input type="text" value="376"/>	47	<input type="text" value="104,550"/>	278	1,275
04	<u>Institutional grants</u> or scholarships (scholarships/fellowships)	<input type="text" value="109"/>	14	<input type="text" value="160,554"/>	1,473	100
05	<u>Loans to students</u>	<input type="text" value="1"/>	0	3,000	3,000	
	05a Federal loans	<input type="text" value="1"/>	0	<input type="text" value="3,000"/>	3,000	
	05b Other loans (including private loans)	<input type="text" value="0"/>	0	<input type="text"/>		

The notes below provide context for the data you've reported above and may be posted on the College Navigator website. Choose one option that best explains your data or choose "Non-applicable" if you do not wish to provide context notes. If none of the options provided explains your institution's data, then choose "Other" and write your own context notes. Notes should be written to be understood by students and parents. For example, institutions may report here other sources of private aid not included in the categories listed.

Non-applicable

--	--

Institution: University of Puerto Rico-Cayey (243151)

User ID: P2431511

**Section 1: Comparison Chart****Comparison Chart**

Based on the information reported on the previous screens for Group 1 (all undergraduates) and Group 2 (full-time, first-time degree/certificate-seeking undergraduates), this comparison chart seeks to help institutions check their reported data. Assuming that the information on Groups 1 and 2 are correct, then the calculated fields for 'All Other Undergraduates' should be the balance (Group 1 minus Group 2). If the balance does not check with your institution's calculations, please correct your reported numbers for Groups 1 and 2 before moving forward with the completion of the SFA survey component.

**Note:** Data for the 'All Other Undergraduates' will appear in the IPEDS Data Center for data users, but not in College Navigator.

		Number of students	Pell grants	Federal Student Loans
01	<b>Group 1 (all undergraduates)</b>	3,755		
02	Number of students who were awarded aid		2,692	126
03	Percentage who were awarded aid		72	3
04	Total amount of aid awarded		13,475,041	540,750
05	Average amount of aid awarded		5,006	4,292
06	<b>Group 2 (Full-time first-time undergraduates)</b>	800		
07	Number of students who were awarded aid		608	1
08	Percentage who were awarded aid		76	0
09	Total amount of aid awarded		3,137,521	3,000
10	Average amount of aid awarded		5,160	3,000
11	<b>All other undergraduates (Line 01 - Line 06)</b>	2,955		
12	Number of students who were awarded aid (Line 02 - Line 07)		2,084	125
13	Percentage who were awarded aid (Line 12 / Line 11)		71	4
14	Total amount of aid awarded (Line 04 - Line 09)		10,337,520	537,750
15	Average amount of aid awarded (Line 14 / Line 12)		4,960	4,302


Institution: University of Puerto Rico-Cayey (243151)

User ID: P2431511

**Section 1: Cost of Attendance****Cost of attendance for full-time, first-time undergraduate students:**

Please enter the amounts requested below. These data will be made available to the public on College Navigator. If your institution participates in any Title IV programs (Pell, Stafford, etc.), you must complete all information. *Estimates of expenses for books and supplies, room and board, and other expenses are those from the **Cost of Attendance report** used by the financial aid office in determining financial need. Please talk to your financial aid office to get these numbers, to ensure that you are reporting correctly.*

These numbers are carried forward from Institutional Characteristics and should only be changed if an error was made in the reporting.

Charges for full academic year		2014-15	2015-16	2016-17
<b>Published <u>tuition</u> and <u>required fees</u>:</b>				
<u>In-district</u>				
	Tuition	1,870	1,870	1,904
	Required fees	342	179	179
	Tuition + fees total	2,212	2,049	2,083
<u>In-state</u>				
	Tuition	1,870	1,870	1,904
	Required fees	342	179	179
	Tuition + fees total	2,212	2,049	2,083
<u>Out-of-state</u>				
	Tuition	3,891	3,891	3,925
	Required fees	342	179	179
	Tuition + fees total	4,233	4,070	4,104
	 <u>Books and supplies</u>	1,825	1,862	2,168
<b><u>On-campus:</u></b>				
	<u>Room and board</u>			9,506
	<u>Other expenses</u>			2,453
	Room and board and other expenses	0	0	11,959
<b><u>Off-campus (not with family):</u></b>				
	<u>Room and board</u>			

<u>Room and board</u>	8,280	8,751	11,161
<u>Other expenses</u>	2,125	2,189	2,453
Room and board and other expenses	10,405	10,940	13,614
<b>? <u>Off-campus (with family):</u></b>			
<u>Other expenses</u>	2,900	2,987	3,251

Institution: University of Puerto Rico-Cayey (243151)

User ID: P2431511

**Section 1: Part D**

**Part D - Enter Information about Group 3**

Part D includes financial aid information about Group 3. Group 3 students are all full-time, first-time degree/certificate-seeking undergraduate students enrolled in Fall 2016 paid the in-state or in-district tuition rate and who were awarded grant or scholarship aid from the following sources: the federal government, state/local government, or the institution. The information you report in this part will be used in Part F to calculate average institutional net price.


For this part report:

For These Students	The Following Type(s) of Aid	Awarded in This Period
<ul style="list-style-type: none"> <li>Full-time, first-time degree/certificate-seeking undergraduate students enrolled in Fall 2016 paid the in-state or in-district tuition rate and who were awarded grant or scholarship aid from the following sources: the federal government, state/local government, or the institution</li> <li>Do <u>not</u> include students who were awarded only grant or scholarship aid from private or other sources, or students who were awarded only non-grant aid</li> </ul>	<ul style="list-style-type: none"> <li>Grant or scholarship aid from the federal government</li> <li>Grant or scholarship aid from state/local government</li> <li>Grant or scholarship aid from the institution</li> <li>Do <u>not</u> include grant or scholarship aid from private or other sources</li> </ul>	<ul style="list-style-type: none"> <li>Any time during academic year 2016-17</li> </ul>

In the fields below, report the number of Group 3 students with each type of living arrangement and the total amount of grant or scholarship aid from the federal government, state/local government, or the institution awarded to these students.

Information from Part A:	YOUR PRIOR YEAR DATA 2014-2015	YOUR PRIOR YEAR DATA 2015-2016	2016-2017
<b>Group 3</b> Full-time, first-time degree/certificate-seeking undergraduate students paid the in-state or in-district tuition rate and who were awarded grant or scholarship aid from the following sources: the federal government, state/local government, or the institution (This number is carried forward from Part A, Line 03)	593	619	655
01 <b>Report the number of Group 3 students with the following living arrangements:</b>	<b>YOUR PRIOR YEAR DATA</b>	<b>YOUR PRIOR YEAR DATA</b>	
	<b>2014-15</b>	<b>2015-16</b>	<b>2016-17</b>

		2017-18	2018-19	2019-20	
	01a	On-campus	0	0	24
	01b	Off-campus (with family)	308	320	387
	01c	Off-campus (not with family)	285	299	244
	01d	Unknown (calculated) This value is calculated using the following formula: [A03-(D01a+D01b+D01c)]	0	0	0
02	<b>Report the total amount of grant or scholarship aid from the federal government, state/local government, or the institution awarded to Group 3 students</b>		3,024,300	3,324,788	3,443,751
03	Average grant or scholarship aid from the federal government, state/local government, or the institution awarded to Group 3 students (calculated value). This value is calculated using the following formula: [D02/A03]		5,100	5,371	5,258

 The notes below provide context for the data you've reported above and may be posted on the College Navigator website. Choose one option that best explains your data or choose "Non-applicable" if you do not wish to provide context notes. If none of the options provided explains your institution's data, then choose "Other" and write your own context notes. Notes should be written to be understood by students and parents. For example, institutions may report here other sources of private aid not included in the categories listed.

Non-applicable

Institution: University of Puerto Rico-Cayey (243151)

User ID: P2431511

**Section 1: Part E****Part E – Enter Information about Group 4**

Part E includes financial aid information about Group 4. Group 4 students are all full-time, first-time degree/certificate-seeking undergraduate students enrolled in Fall 2016 paid the in-state or in-district tuition rate and who were awarded any Title IV federal student aid, including federal grants or federal student loans. The information you report in this part will be used in Part G to calculate average institutional net price by income level.

For this part, report:

For These Students	The Following Type(s) of Aid	Awarded in This Period
<ul style="list-style-type: none"> <li>Full-time, first-time degree/certificate-seeking undergraduate students enrolled in Fall 2016 paid the in-state or in-district tuition rate and who were awarded any Title IV federal student aid</li> </ul>	<ul style="list-style-type: none"> <li>Grant or scholarship aid from:               <ul style="list-style-type: none"> <li>federal government</li> <li>state/local government</li> <li>institution</li> </ul> </li> <li>Do <u>not</u> include:               <ul style="list-style-type: none"> <li>grant or scholarship aid from private or other sources</li> <li>loan amounts</li> <li>Federal Work Study amounts</li> </ul> </li> </ul>	<ul style="list-style-type: none"> <li>Any time during academic year 2016-17</li> </ul>


In the fields below, report the number of Group 4 students with each type of living arrangement and the total amount of grant or scholarship aid from the federal government, state/local government, or the institution awarded to these students by income level.

Information from Part A:		2014-15	2015-16	2016-17	
<b>Group 4</b> Full-time, first-time degree/certificate-seeking undergraduate students paid the in-state or in-district tuition rate and who were awarded any Title IV federal student aid (This number is carried forward from Part A, Line 04)		594	619	609	
01	<b>Report the number of Group 4 students with the following living arrangements:</b>	<b>YOUR PRIOR YEAR DATA</b>	<b>YOUR PRIOR YEAR DATA</b>		
		<b>2014-15</b>	<b>2015-16</b>	<b>2016-17</b>	
	01a	<u>On-campus</u>	0	0	24
	01b	<u>Off-campus (with family)</u>	308	320	356
	01c	<u>Off-campus (not with family)</u>	286	299	229
	01d	<u>Unknown</u>	0	0	0



		Unknown (calculated) This value is calculated using the formula: [A04- (E01a+E01b+E01c)]				
		Number of students who were awarded any Title IV aid (Group 4)	Of those in Column 1, the number who were awarded any grant or scholarship aid from the following sources: the federal government, state/local government, or the institution	Of those in Column 1, the total amount of grant or scholarship aid awarded from the following sources: the federal government, state/local government, or the institution	Average amount of federal, state/local, and institutional grant or scholarship aid awarded to Group 4 students	
2014-15						
		Col. 1	Col. 2	Col. 3	Col. 4	
02	<b>Income level</b>					
	02a	\$0-30,000	403	383	1,490,053	3,697
	02b	\$30,001-48,000	125	95	420,172	3,361
	02c	\$48,001-75,000	54	54	117,567	2,177
	02d	\$75,001-110,000	9	9	14,625	1,625
	02e	\$110,001 and more	3	3	4,528	1,509
	02f	<b>Total all income levels</b>	594	544	2,046,945	3,446
2015-16						
		Col. 1	Col. 2	Col. 3	Col. 4	
03	<b>Income level</b>					
	03a	\$0-30,000	428	428	2,410,755	5,633
	03b	\$30,001-48,000	128	128	554,609	4,333
	03c	\$48,001-75,000	61	61	175,828	2,883

		10,000	61	61	173,030	
	03d	\$75,001-110,000	2	2	8,400	4,200
	03e	\$110,001 and more	0	0	0	
	03f	Total all income levels	619	619	⚠ 3,149,602	5,088
<b>2016-17</b>						
			<b>Col. 1</b>	<b>Col. 2</b>	<b>Col. 3</b>	<b>Col. 4</b>
04	Income level					
	04a	\$0-30,000	421	421	2,593,091	6,159
	04b	\$30,001-48,000	125	125	616,511	4,932
	04c	\$48,001-75,000	63	63	163,895	2,602
	04d	\$75,001-110,000				
	04e	\$110,001 and more				
	04f	Total all income levels	609	609	3,373,497	5,539

 The notes below provide context for the data you've reported above and may be posted on the College Navigator website. Choose one option that best explains your data or choose "Non-applicable" if you do not wish to provide context notes. If none of the options provided explains your institution's data, then choose "Other" and write your own context notes. Notes should be written to be understood by students and parents. For example, institutions may report here other sources of private aid not included in the categories listed.

Non-applicable

Institution: University of Puerto Rico-Cayey (243151)


User ID: P2431511

**Section 1: Part F****Part F – Net Price Calculation for Group 3**

The following net price calculation is based on information that your institution reported in the Institutional Characteristics component and the Student Financial Aid component. For more information about the data your institution reported in the Institutional Characteristics component, please contact your institution's IPEDS Keyholder.

		YOUR PRIOR YEAR DATA	YOUR PRIOR YEAR DATA	2016- 17
		2014- 15	2015- 16	
<b>Components of cost of attendance</b>				
01	Published <u>tuition</u> and <u>required fees</u> (lower of in-district or in-state)	2,212	2,049	2,083
02	<u>Books and supplies</u>	1,825	1,862	2,168
03	<b><u>Room and board and other expenses by living arrangement</u></b>			
03a	<u>On-campus</u>	0	0	11,959
03b	<u>Off-campus (with family)</u>	2,900	2,987	3,251
03c	<u>Off-campus (not with family)</u>	10,405	10,940	13,614
04	<b>Number of Group 3 students by living arrangement</b>			
04a	<u>On-campus</u>	0	0	24
04b	<u>Off-campus (with family)</u>	308	320	387
04c	<u>Off-campus (not with family)</u>	285	299	244
04d	Unknown	0	0	0
05	<b>Weighted average for room and board and other expenses by living arrangement (excluding unknown values)</b> See instructions for the formula for this calculation	6,507	6,829	7,430
06	<b>Total cost of attendance</b> This value is calculated using the following formula: [F01+F02+F05]	10,544	10,740	11,681
07	<b>Average amount of grant or scholarship aid awarded to Group 3 students from the following sources: the federal government, state/local government, and the institution</b>	5,100	5,371	5,258
08	<b>Average institutional <u>net price</u> for Group 3 students</b> This value is calculated using the following formula: [F06-F07]	5,444	5,369	6,423

As required by the Higher Education Opportunity Act of 2008, these amounts will be posted on the U.S. Department of Education's College Navigator website and used in the U.S. Department of Education's College Affordability and Transparency Lists.

 The notes below provide context for the data you've reported above and may be posted on the College Navigator website. Choose one option that best explains your data or choose "Non-applicable" if you do not wish to provide context notes. If none of the options provided explains your institution's data, then choose "Other" and write your own context notes. Notes should be written to be understood by students and parents. For example, institutions may report here other sources of private aid not included in the categories listed.

Non-applicable

Institution: University of Puerto Rico-Cayey (243151)

User ID: P2431511


**Section 1: Part G****Part G – Net Price Calculation for Group 4**

The following net price calculation is based on information that your institution reported in the Institutional Characteristics component and the Student Financial Aid component. For more information about the data your institution reported in the Institutional Characteristics component, please contact your institution's IPEDS Keyholder.

		YOUR PRIOR YEAR DATA	YOUR PRIOR YEAR DATA	2016- 17
		2014- 15	2015- 16	
<b>Components of cost of attendance</b>				
01	Published <u>tuition</u> and <u>required fees</u> (lower of in-district or in-state)	2,212	2,049	2,083
02	<u>Books and supplies</u>	1,825	1,862	2,168
03	<b><u>Room and board and other expenses by living arrangement</u></b>			
03a	<u>On-campus</u>	0	0	11,959
03b	<u>Off-campus (with family)</u>	2,900	2,987	3,251
03c	<u>Off-campus (not with family)</u>	10,405	10,940	13,614
04	<b>Number of Group 4 students by living arrangement</b>			
04a	<u>On-campus</u>	0	0	24
04b	<u>Off-campus (with family)</u>	308	320	356
04c	<u>Off-campus (not with family)</u>	286	299	229
04d	Unknown	0	0	0
05	<b>Weighted average for room and board and other expenses by living arrangement (excluding unknown values)</b> See instructions for the formula for this calculation	6,514	6,829	7,491
06	<b>Total cost of attendance by income level</b> This value is calculated using the following formula: [G01+G02+G05]	10,551	10,740	11,742
07	<b>Average amount of grant or scholarship aid awarded to Group 4 students from the following sources: the federal government, state/local government, and the institution</b>	3,446	5,088	5,539
07a	<b>\$0-30,000</b>	3,697	5,633	6,159
07b	<b>\$30,001-48,000</b>	3,361	4,333	4,932
07c	<b>\$48,001-75,000</b>	2,177	2,883	2,602
07d	<b>\$75,001-110,000</b>	1,625	4,200	

	07e	<b>\$110,001 and more</b>	1,509		
08	<b>Average institutional <u>net price</u> for Group 4 students</b> This value is calculated using the following formula: [G06-G07]				
	08a	<b>\$0-30,000</b>	6,854	5,107	5,583
	08b	<b>\$30,001-48,000</b>	7,190	6,407	6,810
	08c	<b>\$48,001-75,000</b>	8,374	7,857	9,140
	08d	<b>\$75,001-110,000</b>	8,926	6,540	
	08e	<b>\$110,001 and more</b>	9,042		

As required by the Higher Education Opportunity Act of 2008, these amounts will be posted on the U.S. Department of Education's College Navigator website.

 **The notes below provide context for the data you've reported above and may be posted on the College Navigator website. Choose one option that best explains your data or choose "Non-applicable" if you do not wish to provide context notes. If none of the options provided explains your institution's data, then choose "Other" and write your own context notes. Notes should be written to be understood by students and parents. For example, institutions may report here other sources of private aid not included in the categories listed.**

Non-applicable

Institution: University of Puerto Rico-Cayey (243151)

User ID: P2431511

**Section 2: Military Servicemembers and Veteran's Benefits****Section 2: Military Servicemembers and Veteran's Benefits**

IMPORTANT NOTE: Report for **Post-9/11 GI Bill Benefits: July 1, 2016 - June 30, 2017** and Report for **Department of Defense Tuition Assistance Program: October 1, 2016 - September 30, 2017**

- Report the total number of student recipients and the total dollar amounts for each program.
- Student recipients can also include eligible dependents.
- Consult with your campus certifying official, who may not be in the student financial aid office.
- For Post-9/11 GI Bill Benefits, do not include the matching institutional aid provided through the Yellow Ribbon Program if your institution participated.
- Information reported to IPEDS is only what is known to the institution.
- Enter zero (0) if your institution did not have beneficiaries for a program. Please do not leave a cell blank.

				YOUR PRIOR YEAR DATA
Type of benefit/assistance	Number of students receiving benefits/assistance	Total dollar amount of benefits/assistance awarded through the institution	Average dollar amount of benefits/assistance awarded through the institution	Average dollar amount of benefits/assistance awarded through the institution
<b>Undergraduate students</b>				
<u>Post-9/11 GI Bill Benefits</u>	<input type="text" value="0"/>	<input type="text" value="0"/>		
<u>Department of Defense Tuition Assistance Program</u>	<input type="text" value="0"/>	<input type="text" value="0"/>		

Institution: University of Puerto Rico-Cayey (243151)

User ID: P2431511

**Prepared by**

The name of the preparer is being collected so that we can follow up with the appropriate person in the event that there are questions concerning the data. The Keyholder will be copied on all email correspondence to other preparers.

The time it took to prepare this component is being collected so that we can continue to improve our estimate of the reporting burden associated with IPEDS. Please include in your estimate the time it took for you to review instructions, query and search data sources, complete and review the component, and submit the data through the Data Collection System.

Thank you for your assistance.

**This survey component was prepared by:**

<input checked="" type="radio"/>	Keyholder	<input type="radio"/>	SFA Contact	<input type="radio"/>	HR Contact
<input type="radio"/>	Finance Contact	<input type="radio"/>	Academic Library Contact	<input type="radio"/>	Other
Name:	<input type="text" value="Fernando Vazquez Calle"/>				
Email:	<input type="text" value="fernando.vazquezcalles@upr.edu"/>				

**How many staff from your institution only were involved in the data collection and reporting process of this survey component?**

<input type="text" value="3.00"/>	Number of Staff (including yourself)
-----------------------------------	--------------------------------------

**How many hours did you and others from your institution only spend on each of the steps below when responding to this survey component?**

*Exclude the hours spent collecting data for state and other reporting purposes.*

Staff member	Collecting Data Needed		Revising Data to Match IPEDS Requirements		Entering Data		Revising and Locking Data	
<b>Your office</b>	<input type="text"/>	hours	<input type="text"/>	hours	<input type="text"/>	hours	<input type="text"/>	hours
<b>Other offices</b>	<input type="text"/>	hours	<input type="text"/>	hours	<input type="text"/>	hours	<input type="text"/>	hours



Institution: University of Puerto Rico-Cayey (243151)

User ID: P2431511

**Summary****IPEDS Student Financial Aid (SFA) Survey Summary**

IPEDS collects important information regarding your institution. All data reported in IPEDS survey components become available in the IPEDS Data Center and appear as aggregated data in various Department of Education reports. Additionally, some of the reported data appears specifically for your institution through the College Navigator website and is included in your institution's Data Feedback Report (DFR). The purpose of this summary is to provide you an opportunity to view some of the data that, when accepted through the IPEDS quality control process, will appear on the College Navigator website and/or your DFR. College Navigator is updated approximately three months after the data collection period closes and Data Feedback Reports will be available through the [Data Center](#) and sent to your institution's CEO in November 2017.

Please review your data for accuracy. If you have questions about the data displayed below after reviewing the data reported on the survey screens, please contact the IPEDS Help Desk at: 1-877-225-2568 or [ipedshelp@rti.org](mailto:ipedshelp@rti.org).

Total grant aid received by all undergraduate students		\$15,054,477
Number of undergraduate students who received a Pell Grant		2,692
Percentage of FTFT students receiving any financial aid		82%
	Percentage of FTFT students receiving grant aid by type	Average amount of grant aid received by type
Total	82%	\$5,258
Federal Government	77%	\$5,135
Pell	76%	\$5,160
Other Federal	7%	\$762
State/Local Government	47%	\$278
Institutional	14%	\$1,473
	Percentage of FTFT students receiving loans by type	Average amount of loans received by type
Total	0%	\$3,000
Federal	0%	\$3,000
Non-federal	0%	N/A

Average net price for FTFT students who receive grant aid	\$6,423
Average net price for FTFT students who receive Title IV federal student aid	
\$0 - 30,000	\$5,583
\$30,001 - 48,000	\$6,810
\$48,001 - 75,000	\$9,140
\$75,001 - 110,000	N/A
\$110,001 and more	N/A

<b>Military Servicemembers and Veteran's Benefits</b>		
	Number of students receiving benefits/assistance	Total dollar amount of benefits/assistance awarded through the institution
Post-9/11 GI Bill Benefits		
Undergraduate students	0	\$0
Department of Defense Tuition Assistance Program		
Undergraduate students	0	\$0

Institution: University of Puerto Rico-Cayey (243151)

User ID: P2431511

## Edit Report

## Student Financial Aid

## University of Puerto Rico-Cayey (243151)

Source	Description	Severity	Resolved	Options
<b>Screen: Part B - Enter Information about Group 1</b>				
Screen Entry	The number of Group 1 students who were awarded federal student loans reported in Part B (line 03) means that less than 5% of all undergraduate were awarded this type of aid. Please correct your data or explain. (Error #7337)	Explanation	Yes	
Reason:	Data is correct and this data base shows this figure.			
Related Screens:	Part A - Establish your groups, Part B - Enter Information about Group 1			
<b>Screen: Part C, Page 2 - Enter Information about Group 2</b>				
Screen Entry	The average amount of this type of aid awarded to Group 2 students is outside the expected range of between 80 and 120 when compared with the prior year value. Please check the number of students and the total amount of aid awarded to these students, and correct or explain the discrepant values. (Error #7147)	Explanation	Yes	
Reason:	Data base shows this number.			
Screen Entry	The average amount of this type of aid awarded to Group 2 students is outside the expected range of between 393 and 589 when compared with the prior year value. Please check the number of students and the total amount of aid awarded to these students, and correct or explain the discrepant values. (Error #7147)	Explanation	Yes	
Reason:	Data shows this number.			
Screen Entry	The average amount of this type of aid awarded to Group 2 students is outside the expected range of between 1,020 and 1,530 when compared with the prior year value. Please check the number of students and the total amount of aid awarded to these students, and correct or explain the discrepant values. (Error #7147)	Explanation	Yes	
Reason:	Data base shows this number.			
<b>Screen: Part D - Enter Information about Group 3</b>				
Screen Entry	You reported zero for this value last year. Please confirm that the data reported for this year are correct. (Error #7177)	Confirmation	Yes	
<b>Screen: Part E - Enter Information about Group 4</b>				
Screen Entry	The calculated average amount of grant or scholarship aid awarded to Group 4 students from the federal government, state/local government, or the institution for this income level is smaller than expected in comparison with the other income levels. Please check the values reported for the number of these students who were awarded any Title IV aid (Col. 1) and the total amount of grant or scholarship aid awarded to them (Col. 3) and correct your data or explain the discrepancy. (Error #7317)	Explanation	Yes	
Reason:	Data base shows this income distribution.			
Screen Entry	The total amount of grant or scholarship aid awarded to Group 4 students from the federal government state/local government or the institution across	Explanation	Yes	

	all income levels is outside the expected range of between 1,535,209 and 2,558,681 based on the prior year value. Please correct your data or explain. (Error #7332)			
Reason:	Data base shows this income distribution.			
Screen Entry	You reported zero for this value last year. Please confirm that the data reported for this year are correct. (Error #7177)	Confirmation	Yes	

## Graduation Rates 2017-18

Institution: University of Puerto Rico-Cayey (243151)

User ID: P2431511


### Overview

#### Graduation Rates Overview

Welcome to the IPEDS Graduation Rates (GR) survey component. The GR component collects data on the cohort of full-time, first-time degree/certificate-seeking undergraduate students and tracks their completion status at 150% of the normal time to complete all requirements of their program of study. This information is collected to assist institutions in complying with the requirements of the Student Right-to-Know Act.

#### Data Reporting Reminders

Once a student is in the cohort, they remain in the cohort, even if their status changes to part-time or they drop out or transfer out of the institution. However, adjustments can be made to the cohort for allowable exclusions, which include the death of a student, permanent disability, military deployment, or service on an official church mission or with a foreign aid service of the Federal government.

 When reporting award levels for sub-baccalaureate certificates, determine program length by the number of credit or contact hours, NOT the academic year length in parentheses. The academic year length is meant only to provide context.

#### Changes to This Year's Graduation Rates Component:

- IPEDS will collect the HEA, as amended, required graduation rate for Pell recipients and recipients of a subsidized Direct Loan who did not receive a Pell Grant. A recipient will be defined as anyone who receives and uses these awards anytime within their first year

#### Resources:

The survey materials package for this component can be downloaded using the following link: [Survey Materials](#)

To access your prior year data submission for this component: [Reported Data](#)

If you have questions about completing this survey, please contact the **IPEDS Help Desk at 1-877-225-2568**.

Institution: University of Puerto Rico-Cayey (243151)

User ID: P2431511

**Section I - Establishing cohorts**

Based on your institution's response to the predominant calendar system question (B3) on the Institutional Characteristics Header survey component from the IPEDS Fall 2017 data collection, your institution must report graduation rates data using a:

**Fall Cohort**

A **fall cohort** is used by institutions with standard academic terms (semester, trimester, quarter, 4-1-4). A **full-year cohort** is used by institutions offering primarily occupational/vocational programs and operating on a continuous basis.

**Establishing cohorts**

NOTE: Reporting using the new race/ethnicity categories is now mandatory. On this screen you will need to revise your preloaded 2011 cohort of full-time, first-time degree/certificate-seeking undergraduate students to the new race/ethnicity categories (if applicable). For information and assistance with this, please visit the [IPEDS Race/Ethnicity Information Center](#).

**Men**

Screen 1 of 2	Cohort year 2011	
	<u>Initial cohort</u>	<u>Revised cohort</u> (Column 01)
<u>Nonresident alien</u>	0	<input type="text"/>
<u>Hispanic/Latino</u>	237	<input type="text" value="235"/>
<u>American Indian or Alaska Native</u>	0	<input type="text"/>
<u>Asian</u>	0	<input type="text"/>
<u>Black or African American</u>	0	<input type="text"/>
<u>Native Hawaiian or Other Pacific Islander</u>	0	<input type="text"/>
<u>White</u>	0	<input type="text"/>
Two or more races	0	<input type="text"/>
<u>Race and ethnicity unknown</u>	0	<input type="text"/>
<b>Total men</b>	<b>237</b>	<b>235</b>

Screen 1 of 2		Cohort year 2011	
	<u>Initial cohort</u>	<u>Revised cohort</u>	
		(Column 01)	
<u>Nonresident alien</u>	0	<input type="text"/>	
<u>Hispanic/Latino</u>	514	<input type="text" value="510"/>	
<u>American Indian or Alaska Native</u>	0	<input type="text"/>	
<u>Asian</u>	0	<input type="text"/>	
<u>Black or African American</u>	0	<input type="text"/>	
<u>Native Hawaiian or Other Pacific Islander</u>	0	<input type="text"/>	
<u>White</u>	0	<input type="text"/>	
Two or more races	0	<input type="text"/>	
<u>Race and ethnicity unknown</u>	0	<input type="text"/>	
<b>Total women</b>	514	510	
<b>Total men + women</b>	751	745	

Institution: University of Puerto Rico-Cayey (243151)

User ID: P2431511

**Section I - Establishing cohorts**

- Incoming students seeking a bachelor's degree should be reported in Column 02. Column 03 will then be generated for you. Column 03 is meant to include any full-time, first-time entering students who were seeking a degree or certificate other than a bachelor's degree, such as an associate's degree or undergraduate certificate.
- If you have no changes to the preloaded data on this screen, click the "Save and Next" button to generate additional screens for reporting completers and transfers/exclusions.

**Establishing cohorts**

- Report Hispanic/Latino individuals of any race as Hispanic/Latino
- Report race for non-Hispanic/Latino individuals only

**Men**

Screen 2 of 2	Cohort year 2011		
	Cohort	<u>Bachelor's or equivalent degree-seeking subcohort</u>	<u>Other degree/certificate-seeking subcohort</u> (Cohort minus Bachelor's or equivalent degree-seeking subcohort)
	(Column 01)	(Column 02)	(Column 03)
<u>Nonresident alien</u>		<input type="text"/>	0
<u>Hispanic/Latino</u>	235	<input type="text" value="235"/>	0
<u>American Indian or Alaska Native</u>		<input type="text"/>	0
<u>Asian</u>		<input type="text"/>	0
<u>Black or African American</u>		<input type="text"/>	0
<u>Native Hawaiian or Other Pacific Islander</u>		<input type="text"/>	0
<u>White</u>		<input type="text"/>	0
Two or more races		<input type="text"/>	0
<u>Race and ethnicity unknown</u>		<input type="text"/>	0
<b>Total men</b>	235	235	0

**Women**



Screen 2 of 2		Cohort year 2011	
	Cohort	<u>Bachelor's or equivalent degree-seeking subcohort</u>	<u>Other degree/certificate-seeking subcohort</u> (Cohort minus Bachelor's or equivalent degree-seeking subcohort)
	(Column 01)	(Column 02)	(Column 03)
<u>Nonresident alien</u>		<input type="text"/>	0
<u>Hispanic/Latino</u>	510	<input type="text" value="510"/>	0
<u>American Indian or Alaska Native</u>		<input type="text"/>	0
<u>Asian</u>		<input type="text"/>	0
<u>Black or African American</u>		<input type="text"/>	0
<u>Native Hawaiian or Other Pacific Islander</u>		<input type="text"/>	0
<u>White</u>		<input type="text"/>	0
Two or more races		<input type="text"/>	0
<u>Race and ethnicity unknown</u>		<input type="text"/>	0
<b>Total women</b>	510	510	0
<b>Total men + women</b>	745	745	0

Institution: University of Puerto Rico-Cayey (243151)

User ID: P2431511

**Section II - Bachelor's or equivalent degree-seeking subcohort - Completers within 150%**

- In the columns below, report the status of the bachelor's degree-seeking subcohort of students listed in Column 10.
- Of the students in Column 10, those who attained a degree or certificate OTHER THAN A BACHELOR'S DEGREE within 150% of the normal time to complete the program as of August 31, 2017 should be reported in either Column 11 or 12, depending on the length of the program completed.
- Of the students in Column 10, those who attained a bachelor's degree or equivalent within 150% of normal time should be reported in Column 18.

**Subcohort of full-time, first-time students seeking a bachelor's or equivalent degree**

- Report Hispanic/Latino individuals of any race as Hispanic/Latino
- Report race for non-Hispanic/Latino individuals only

**Men**

Screen 1 of 4	Cohort year 2011				
<u>Bachelor's or equivalent degree-seeking subcohort</u>	Subcohort students who completed their program within 150% of normal time to completion				Total completers within 150%
	? Completers of programs of less than 2 academic yrs (or equivalent)	? Completers of programs of at least 2 but less than 4 academic yrs (or equivalent)	Completers of bachelor's or equivalent degrees		
(Column 10)	(Column 11)	(Column 12)	(Column 18)	(Column 29)	
<u>Nonresident alien</u>	<input type="text"/>	<input type="text"/>	<input type="text"/>	0	
<u>Hispanic/Latino</u> 235	<input type="text" value="0"/>	<input type="text" value="0"/>	<input type="text" value="89"/>	89	
<u>American Indian or Alaska Native</u>	<input type="text"/>	<input type="text"/>	<input type="text"/>	0	
<u>Asian</u>	<input type="text"/>	<input type="text"/>	<input type="text"/>	0	
<u>Black or African American</u>	<input type="text"/>	<input type="text"/>	<input type="text"/>	0	
<u>Native Hawaiian or Other Pacific Islander</u>	<input type="text"/>	<input type="text"/>	<input type="text"/>	0	
<u>White</u>	<input type="text"/>	<input type="text"/>	<input type="text"/>	0	

<u>Two or more races</u>		<input type="text"/>	<input type="text"/>	<input type="text"/>	0
<u>Race and ethnicity, unknown</u>		<input type="text"/>	<input type="text"/>	<input type="text"/>	0
<b>Total men</b>	235	0	0	89	89

**Women**

Screen 1 of 4		Cohort year 2011			
	<u>Bachelor's or equivalent degree-seeking subcohort</u>	Subcohort students who completed their program within 150% of normal time to completion			Total completers within 150%
		? Completers of programs of less than 2 academic yrs (or equivalent)	? Completers of programs of at least 2 but less than 4 academic yrs (or equivalent)	Completers of bachelor's or equivalent degrees	
	(Column 10)	(Column 11)	(Column 12)	(Column 18)	(Column 29)
<u>Nonresident alien</u>		<input type="text"/>	<input type="text"/>	<input type="text"/>	0
<u>Hispanic/Latino</u>	510	0	0	247	247
<u>American Indian or Alaska Native</u>		<input type="text"/>	<input type="text"/>	<input type="text"/>	0
<u>Asian</u>		<input type="text"/>	<input type="text"/>	<input type="text"/>	0
<u>Black or African American</u>		<input type="text"/>	<input type="text"/>	<input type="text"/>	0
<u>Native Hawaiian or Other Pacific Islander</u>		<input type="text"/>	<input type="text"/>	<input type="text"/>	0
<u>White</u>		<input type="text"/>	<input type="text"/>	<input type="text"/>	0
<u>Two or more races</u>		<input type="text"/>	<input type="text"/>	<input type="text"/>	0
<u>Race and ethnicity, unknown</u>		<input type="text"/>	<input type="text"/>	<input type="text"/>	0
<b>Total women</b>	510	0	0	247	247

Total women	818	0	0	217	217
<b>Total men + women</b>	745	0	0	336	336

Institution: University of Puerto Rico-Cayey (243151)

User ID: P2431511

**Section II - Bachelor's completers by length of time to degree**

Those students in the bachelor's or equivalent degree-seeking subcohort who attained a bachelor's degree or equivalent within 150% of normal time to completion, as reported on the previous screen, are listed in Column 18. In Column 19, report the number of these students who earned a bachelor's degree in 4 years. In Column 20, report the number of these students who earned a bachelor's degree in 5 years. Column 21 will be calculated for you.

**Subcohort of full-time, first-time students seeking a bachelor's or equivalent degree**

- Report Hispanic/Latino individuals of any race as Hispanic/Latino
- Report race for non-Hispanic/Latino individuals only

**Men**

Screen 2 of 4	<u>Cohort</u> year 2011				
	<u>Bachelor's or equivalent degree-seeking subcohort</u>	Completed bachelor's degree or equivalent within 150%	Subcohort students who attained a <u>bachelor's degree</u> or equivalent		
			Completed the program in 4 yrs or less	Completed the program in 5 yrs	Completed the program in 6 yrs
	(Column 10)	(Column 18)	(Column 19)	(Column 20)	(Column 21)
<u>Nonresident alien</u>			<input type="text"/>	<input type="text"/>	0
<u>Hispanic/Latino</u>	235	89	<input type="text" value="15"/>	<input type="text" value="49"/>	25
<u>American Indian or Alaska Native</u>			<input type="text"/>	<input type="text"/>	0
<u>Asian</u>			<input type="text"/>	<input type="text"/>	0
<u>Black or African American</u>			<input type="text"/>	<input type="text"/>	0
<u>Native Hawaiian or Other Pacific Islander</u>			<input type="text"/>	<input type="text"/>	0
<u>White</u>			<input type="text"/>	<input type="text"/>	0
Two or more races			<input type="text"/>	<input type="text"/>	0
<u>Race and ethnicity unknown</u>			<input type="text"/>	<input type="text"/>	0
<b>Total men</b>	235	89	15	49	25

<b>Women</b>					
Screen 2 of 4	<u>Cohort</u> year 2011				
	<u>Bachelor's or equivalent degree-seeking subcohort</u>	Completed bachelor's degree or equivalent within 150%	Subcohort students who attained a <u>bachelor's degree</u> or equivalent		
			Completed the program in 4 yrs or less	Completed the program in 5 yrs	Completed the program in 6 yrs
	(Column 10)	(Column 18)	(Column 19)	(Column 20)	(Column 21)
<u>Nonresident alien</u>			<input type="text"/>	<input type="text"/>	0
<u>Hispanic/Latino</u>	510	247	<input type="text" value="30"/>	<input type="text" value="150"/>	67
<u>American Indian or Alaska Native</u>			<input type="text"/>	<input type="text"/>	0
<u>Asian</u>			<input type="text"/>	<input type="text"/>	0
<u>Black or African American</u>			<input type="text"/>	<input type="text"/>	0
<u>Native Hawaiian or Other Pacific Islander</u>			<input type="text"/>	<input type="text"/>	0
<u>White</u>			<input type="text"/>	<input type="text"/>	0
Two or more races			<input type="text"/>	<input type="text"/>	0
<u>Race and ethnicity unknown</u>			<input type="text"/>	<input type="text"/>	0
<b>Total women</b>	510	247	30	150	67
<b>Total men + women</b>	745	336	45	199	92

Institution: University of Puerto Rico-Cayey (243151)

User ID: P2431511

**Section II - Bachelor's or equivalent degree-seeking subcohort - Transfers/exclusions**

- In the columns below, report the status of those students in the BACHELOR'S OR EQUIVALENT DEGREE-SEEKING SUBCOHORT listed in Column 10 who did not complete a program within 150% of normal time to completion.
- Report transfers-out who did not complete a program in Column 30. If the mission of your institution includes providing substantial preparation for students to enroll in another eligible institution WITHOUT having completed a program, you must report transfer-out data in Column 30. A school is required to report only on those students that the school knows have transferred to another eligible institution. A school must document that the student actually transferred. If it is not part of your mission, you may report transfer-out data if you wish.
- Report eligible exclusions from the subcohort in Column 45. The ONLY allowable categories for this column are:  
Students who died or became permanently disabled  
Students who left school to serve in the armed forces (or have been called up to active duty)  
Students who left school to serve with a foreign aid service of the Federal Government  
Students who left school to serve on an official church mission
- Column 52 [No longer enrolled] will be calculated for you. This includes students who have dropped out as well as those who completed in greater than 150% of normal time.
- If you do not have any values to report in either Column 30, 45, or 51, you must enter at least one zero in a field on this screen to continue.

**Subcohort of full-time, first-time students seeking a bachelor's or equivalent degree**

- Report Hispanic/Latino individuals of any race as Hispanic/Latino
- Report race for non-Hispanic/Latino individuals only

**Men**

Screen 3 of 4	Cohort year 2011					
	<u>Bachelor's or equivalent degree-seeking subcohort</u>	<u>Total completers within 150%</u>	<u>Total transfer-out students</u>	<u>Total exclusions</u>	<u>Still enrolled</u>	<u>No longer enrolled</u>
	(Column 10)	(Column 29)	(Column 30)	(Column 45)	(Column 51)	(Column 52)
<u>Nonresident alien</u>		0	<input type="text"/>	<input type="text"/>	<input type="text"/>	0
<u>Hispanic/Latino</u>	235	89	<input type="text" value="0"/>	<input type="text" value="0"/>	<input type="text" value="16"/>	130
<u>American Indian or Alaska Native</u>		0	<input type="text"/>	<input type="text"/>	<input type="text"/>	0
<u>Asian</u>		0	<input type="text"/>	<input type="text"/>	<input type="text"/>	0
<u>Black or African American</u>		0	<input type="text"/>	<input type="text"/>	<input type="text"/>	0

<u>Black or African American</u>		0	<input type="text"/>	<input type="text"/>	<input type="text"/>	0
<u>Native Hawaiian or Other Pacific Islander</u>		0	<input type="text"/>	<input type="text"/>	<input type="text"/>	0
<u>White</u>		0	<input type="text"/>	<input type="text"/>	<input type="text"/>	0
<u>Two or more races</u>		0	<input type="text"/>	<input type="text"/>	<input type="text"/>	0
<u>Race and ethnicity unknown</u>		0	<input type="text"/>	<input type="text"/>	<input type="text"/>	0
<b>Total men</b>	235	89	0	0	16	130

### Women

Screen 3 of 4

Cohort year 2011

	<u>Bachelor's or equivalent degree-seeking subcohort</u>	<u>Total completers within 150%</u>	<u>Total transfer-out students</u>	<u>Total exclusions</u>	<u>Still enrolled</u>	<u>No longer enrolled</u>
	(Column 10)	(Column 29)	(Column 30)	(Column 45)	(Column 51)	(Column 52)
<u>Nonresident alien</u>		0	<input type="text"/>	<input type="text"/>	<input type="text"/>	0
<u>Hispanic/Latino</u>	510	247	<input type="text" value="0"/>	<input type="text" value="0"/>	<input type="text" value="34"/>	229
<u>American Indian or Alaska Native</u>		0	<input type="text"/>	<input type="text"/>	<input type="text"/>	0
<u>Asian</u>		0	<input type="text"/>	<input type="text"/>	<input type="text"/>	0
<u>Black or African American</u>		0	<input type="text"/>	<input type="text"/>	<input type="text"/>	0
<u>Native Hawaiian or Other Pacific Islander</u>		0	<input type="text"/>	<input type="text"/>	<input type="text"/>	0
<u>White</u>		0	<input type="text"/>	<input type="text"/>	<input type="text"/>	0
<u>Two or more races</u>		0	<input type="text"/>	<input type="text"/>	<input type="text"/>	0
<u>Race and ethnicity unknown</u>		0	<input type="text"/>	<input type="text"/>	<input type="text"/>	0
<b>Total women</b>	510	247	0	0	34	229
<b>Total men + women</b>	745	336	0	0	50	359



Institution: University of Puerto Rico-Cayey (243151)

User ID: P2431511

## Section II - Bachelor's or equivalent degree-seeking cohort - Pell recipients and a recipients of a subsidized Direct Loan who did not receive a Pell Grant

For each subcohort, report the number of students in the cohort, total exclusions for the cohort, the number of students that completed a bachelor's or equivalent degree within 150% of normal time to completion, and the total completers within 150%.

- Recipients of a Pell Grant and Recipients of a Direct Subsidized Loan that did not receive a Pell Grant are **mutually exclusive**, that is, if a student is in one cohort, they cannot be in the other cohort.
  - The total of these 2 subcohorts must be less than the Bachelor's or equivalent degree-seeking cohort

### Subcohort of full-time, first-time students seeking a bachelor's or equivalent degree

Screen 4 of 4	Cohort year 2011			
	Number of students in cohort	Total <u>exclusions</u>	<u>Completed bachelor's degree or equivalent within 150%</u>	Total <u>completers within 150%</u>
	(Column 10)	(Column 45)	(Column 18)	(Column 29)
<u>Bachelor's or equivalent degree-seeking cohort</u>	745	0	336	336
Recipients of a Pell Grant (within entering year)	<input type="text" value="605"/>	<input type="text" value="0"/>	<input type="text" value="260"/>	<input type="text" value="260"/>
Recipients of a Direct Subsidized Loan (within entering year) that did not receive a Pell Grant	<input type="text" value="1"/>	<input type="text" value="0"/>	<input type="text" value="1"/>	<input type="text" value="1"/>
Did not receive either a Pell Grant or Direct Subsidized Loan (within entering year)	139	0	75	75

Institution: University of Puerto Rico-Cayey (243151)

User ID: P2431511

**Graduation and transfer-out rates****Calculation of graduation and transfer-out rates**

Screen 1 of 2

Cohort year 2011

	<u>Graduation rate</u>	<u>Transfer-out rate</u>
<b>Overall Rates (will be displayed on College Navigator)</b>	45	0
Men	38	0
Women	48	0

**Graduation rates displayed below in bold italics will be displayed on College Navigator**

Graduation rates for students pursuing bachelor's or equivalent degrees

	4 year graduation rate	5 year graduation rate	6 year graduation rate
<b>Men</b>	6	27	<b>38</b>
<b>Women</b>	6	35	<b>48</b>
<b>Total (men and women)</b>	6	33	<b>45</b>
<u>Nonresident alien</u>			
<u>Hispanic/Latino</u>	6	33	<b>45</b>
<u>American Indian or Alaska Native</u>			
<u>Asian</u>			
<u>Black or African American</u>			
<u>Native Hawaiian or Other Pacific Islander</u>			
<u>White</u>			
<u>Two or more races</u>			
<u>Race and ethnicity unknown</u>			


Do you wish to provide additional context notes?




No



Yes

 **Note that certain information from these worksheets will be displayed on College Navigator, as noted. You may use the space below to provide context for these data. These context notes will be posted on the College Navigator website, and should be written to be understood by students and parents.**



Institution: University of Puerto Rico-Cayey (243151)

User ID: P2431511

**4-year average rates**

4-year average rates					
Screen 2 of 2					
Men					
	2008	2009	2010	2011	4-year Total
<u>Adjusted cohort</u>	232	285	246	235	998
Total <u>completers within 150%</u>	85	121	93	89	388
Total <u>transfer-out students</u>	4	0	0	0	4
Women					
	2008	2009	2010	2011	4-year Total
<u>Adjusted cohort</u>	581	586	531	510	2,208
Total <u>completers within 150%</u>	264	294	289	247	1,094
Total <u>transfer-out students</u>	5	0	0	0	5
Total (men and women)					
	2008	2009	2010	2011	4-year Total
<u>Adjusted cohort</u>	813	871	777	745	3,206
Total <u>completers within 150%</u>	349	415	382	336	1,482
Total <u>transfer-out students</u>	9	0	0	0	9
4-year average Student Right-to-Know completion or graduation rate calculation					46
(Total Completers within 150% / Adjusted Cohort)					
4-year average Student Right-to-Know transfer-out rate calculation					0
(Total Transfer-out Students / Adjusted Cohort)					

Institution: University of Puerto Rico-Cayey (243151)

User ID: P2431511

**Prepared by**

The name of the preparer is being collected so that we can follow up with the appropriate person in the event that there are questions concerning the data. The Keyholder will be copied on all email correspondence to other preparers.

The time it took to prepare this component is being collected so that we can continue to improve our estimate of the reporting burden associated with IPEDS. Please include in your estimate the time it took for you to review instructions, query and search data sources, complete and review the component, and submit the data through the Data Collection System.

Thank you for your assistance.

**This survey component was prepared by:**

<input checked="" type="radio"/>	Keyholder	<input type="radio"/>	SFA Contact	<input type="radio"/>	HR Contact
<input type="radio"/>	Finance Contact	<input type="radio"/>	Academic Library Contact	<input type="radio"/>	Other
Name:	<input type="text" value="Fernando Vazquez Calle"/>				
Email:	<input type="text" value="fernando.vazquezcalles@upr.edu"/>				

**How many staff from your institution only were involved in the data collection and reporting process of this survey component?**

<input type="text" value="4.00"/>	Number of Staff (including yourself)
-----------------------------------	--------------------------------------

**How many hours did you and others from your institution only spend on each of the steps below when responding to this survey component?**

*Exclude the hours spent collecting data for state and other reporting purposes.*

Staff member	Collecting Data Needed		Revising Data to Match IPEDS Requirements		Entering Data		Revising and Locking Data	
	<input type="text"/>	hours	<input type="text"/>	hours	<input type="text"/>	hours	<input type="text"/>	hours
<b>Your office</b>	<input type="text" value="1.00"/>	hours	<input type="text" value="1.00"/>	hours	<input type="text" value="1.00"/>	hours	<input type="text" value="1.00"/>	hours
<b>Other offices</b>	<input type="text" value="1.00"/>	hours	<input type="text" value="0.00"/>	hours	<input type="text" value="0.00"/>	hours	<input type="text" value="0.00"/>	hours

Institution: University of Puerto Rico-Cayey (243151)

User ID: P2431511

**Summary****2017 IPEDS Graduation Rate Component Data Summary**

IPEDS collects important information regarding your institution. All data reported in IPEDS survey components become available in the IPEDS Data Center and appear as aggregated data in various Department of Education reports. Additionally, some of the reported data appears specifically for your institution through the College Navigator website and is included in your institution's Data Feedback Report (DFR). The purpose of this summary is to provide you an opportunity to view some of the data that, when accepted through the IPEDS quality control process, will appear on the College Navigator website and/or your DFR. College Navigator is updated approximately three months after the data collection period closes and Data Feedback Reports will be available through the [Data Center](#) and sent to your institution's CEO in November 2017.

Please review your data for accuracy. If you have questions about the data displayed below after reviewing the data reported on the survey screens, please contact the IPEDS Help Desk at: 1-877-225-2568 or [ipedshelp@rti.org](mailto:ipedshelp@rti.org).

<b>Overall Graduation Rate</b>	
Graduation Rate	45%
Total number of students in the Adjusted Cohort	745
Total number of completers within 150% of normal time	336

<b>Graduation Rate for students pursuing Bachelor's Degrees</b>	
Graduation Rate for Bachelor's Cohort	45%
Total number of students in the Adjusted Cohort	745
Total number of bachelor's degree completers within 150% of normal time	336

Institution: University of Puerto Rico-Cayey (243151)

User ID: P2431511

Edit Report

### Graduation Rates

University of Puerto Rico-Cayey (243151)

**There are no errors for the selected survey and institution.**

## Graduation Rates 200 2017-18

Institution: University of Puerto Rico-Cayey (243151)

User ID: P2431511


### Overview

#### Graduation Rates 200 Overview

Welcome to the IPEDS Graduation Rates 200 (GR200) survey component. The GR200 component is a further extension of the traditional Graduation Rates (GR) component which carries forward 100% and 150% graduation rates data previously reported in the GR component and requests information on any additional completers and exclusions from the cohort between 151% and 200% of normal time for students to complete all requirements of their program of study. This information is collected to assist institutions with complying with the requirements of the Higher Education Act, as amended.

#### Data Reporting Reminders

The reporting of data for the 200% completion period is not cumulative. Respondents are ONLY asked to report data for the time period between 151% and 200% of normal time to completion.

 When reporting award levels for sub-baccalaureate certificates, determine program length by the number of credit or contact hours, NOT the academic year length in parentheses. The academic year length is meant only to provide context.

#### Resources:

The survey materials package for this component can be downloaded using the following link: [Survey Materials](#)

To access your prior year data submission for this component: [Reported Data](#)

If you have questions about completing this survey, please contact the **IPEDS Help Desk at 1-877-225-2568**.



Institution: University of Puerto Rico-Cayey (243151)

User ID: P2431511

**Screening Question**

Your institution reported to the GR survey component as having the following number of students who did not complete, but were still enrolled at your institution:

**52**

**Do you have students to report who, 1) received an award between 151% and 200% of the normal time to complete OR are still enrolled as of 200% of normal time?**



No



Yes

Institution: University of Puerto Rico-Cayey (243151)


User ID: P2431511

**Completers within 200%**

For 4-year institutions, report on the 2009 cohort of full-time, first-time bachelor's or equivalent degree-seeking students.

Information for this cohort was originally reported by your institution in the 2015-16 IPEDS Graduation Rates survey component. The data on lines 1-5 are preloaded based on the information provided.

			Graduation rates
1	<u>Revised cohort</u>	871	
2	<u>Exclusions</u> within 150%	0	
3	<u>Adjusted cohort</u> 150%	871	
4	Number of students in the cohort who completed a <u>bachelor's degree</u> within 100% of <u>normal time to completion</u>	57	7
5	Number of students in the cohort who completed a <u>bachelor's degree</u> within 150% of <u>normal time to completion</u>	415	48
6	Additional <u>exclusions</u> (between 151% and 200% of normal time)	<input type="text" value="0"/>	
7	<u>Adjusted cohort</u> 200% (line 3 - line 6)	871	
8	Number of students in the cohort who completed a <u>bachelor's degree</u> between 151% and 200% of <u>normal time to completion</u>	<input type="text" value="28"/>	
9	Still enrolled as of 200% of <u>normal time to completion</u>	<input type="text" value="0"/>	
10	Total completers within 200% of normal time (line 5 + line 8)	443	51

 You may use the space below to provide context for the data you've reported above. These context notes will be posted on the College Navigator website, and should be written to be understood by students and parents.

Institution: University of Puerto Rico-Cayey (243151)

User ID: P2431511

**Prepared by**

The name of the preparer is being collected so that we can follow up with the appropriate person in the event that there are questions concerning the data. The Keyholder will be copied on all email correspondence to other preparers.

The time it took to prepare this component is being collected so that we can continue to improve our estimate of the reporting burden associated with IPEDS. Please include in your estimate the time it took for you to review instructions, query and search data sources, complete and review the component, and submit the data through the Data Collection System.

Thank you for your assistance.

**This survey component was prepared by:**

<input checked="" type="radio"/>	Keyholder	<input type="radio"/>	SFA Contact	<input type="radio"/>	HR Contact
<input type="radio"/>	Finance Contact	<input type="radio"/>	Academic Library Contact	<input type="radio"/>	Other
Name:	<input type="text" value="Fernando Vazquez Calle"/>				
Email:	<input type="text" value="fernando.vazquezcalles@upr.edu"/>				

**How many staff from your institution only were involved in the data collection and reporting process of this survey component?**

<input type="text" value="2.00"/>	Number of Staff (including yourself)
-----------------------------------	--------------------------------------

**How many hours did you and others from your institution only spend on each of the steps below when responding to this survey component?**

*Exclude the hours spent collecting data for state and other reporting purposes.*

Staff member	Collecting Data Needed		Revising Data to Match IPEDS Requirements		Entering Data		Revising and Locking Data	
<b>Your office</b>	<input type="text"/>	hours	<input type="text"/>	hours	<input type="text"/>	hours	<input type="text"/>	hours
<b>Other offices</b>	<input type="text"/>	hours	<input type="text"/>	hours	<input type="text"/>	hours	<input type="text"/>	hours

Institution: University of Puerto Rico-Cayey (243151)

User ID: P2431511

**Summary****2017 IPEDS Graduation Rate 200% Component Data Summary**

IPEDS collects important information regarding your institution. All data reported in IPEDS survey components become available in the IPEDS Data Center and appear as aggregated data in various Department of Education reports. Additionally, some of the reported data appears specifically for your institution through the College Navigator website and is included in your institution's Data Feedback Report (DFR). The purpose of this summary is to provide you an opportunity to view some of the data that, when accepted through the IPEDS quality control process, will appear on the College Navigator website and/or your DFR. College Navigator is updated approximately three months after the data collection period closes and Data Feedback Reports will be available through the [Data Center](#) and sent to your institution's CEO in November 2017.

Please review your data for accuracy. If you have questions about the data displayed below after reviewing the data reported on the survey screens, please contact the IPEDS Help Desk at: 1-877-225-2568 or [ipedshelp@rti.org](mailto:ipedshelp@rti.org).

<b>Bachelor's degree graduation rates within 4 years, 6 years, and 8 years – Cohort year 2009</b>	
4-year graduation rate	7%
6-year graduation rate	48%
8-year graduation rate	51%

Institution: University of Puerto Rico-Cayey (243151)

User ID: P2431511

Edit Report

### Graduation Rates 200

University of Puerto Rico-Cayey (243151)

**There are no errors for the selected survey and institution.**

## Admissions 2017-18

Institution: University of Puerto Rico-Cayey (243151)

User ID: P2431511

### Overview

#### Admissions Overview

Welcome to the IPEDS Admissions (ADM) survey component. The primary purpose of ADM is to collect basic information about the undergraduate selection process for entering first-time, degree/certificate-seeking students. This includes information about admissions considerations, admissions yields, and SAT and ACT test scores (if test scores are required for admission). ADM will be collected only from institutions that do not have an open admissions policy for entering first-time students.

#### Recent changes

- SAT Evidence-Based Reading and Writing and math scores should be reported based on the new (2016) SAT score range 200-800.
- Due to changes in the SAT, institutions will need to convert scores from the old SAT to the new (2016) SAT using College Board Concordance tables.

#### Data Reporting Reminders

- ADM covers data for the most recent Fall period.
- ADM is only applicable to first-time entering students; do not include other students in the number of applicants, number of admits, and number (of admitted) that enrolled. Only include levels (full-time, part-time) that you indicated were offered in the IC Header. If you made an error in the IC Header, please call the IPEDS Help Desk.

#### Resources:

To download the survey materials for this component: [Survey Materials](#)

To access your prior year data submission for this component: [Reported Data](#)

If you have questions about completing this survey, please contact the **IPEDS Help Desk at 1-877-225-2568**.


Institution: University of Puerto Rico-Cayey (243151)

User ID: P2431511

**Admissions Considerations**

1. Please select the option that best describes how your institution uses any of the following data in its undergraduate selection process.

Admission Considerations	Required	Considered but not required	Recommended	Neither Required nor Recommended
Secondary school GPA	<input checked="" type="radio"/>	<input type="radio"/>	<input type="radio"/>	<input type="radio"/>
Secondary school rank	<input type="radio"/>	<input type="radio"/>	<input type="radio"/>	<input checked="" type="radio"/>
Secondary school record	<input checked="" type="radio"/>	<input type="radio"/>	<input type="radio"/>	<input type="radio"/>
Completion of college-preparatory program	<input type="radio"/>	<input type="radio"/>	<input type="radio"/>	<input checked="" type="radio"/>
Recommendations	<input type="radio"/>	<input type="radio"/>	<input type="radio"/>	<input checked="" type="radio"/>
Formal demonstration of competencies (e.g., portfolios, certificates of mastery, assessment instruments)	<input type="radio"/>	<input type="radio"/>	<input type="radio"/>	<input checked="" type="radio"/>
<u>Admission test scores</u>				
<u>SAT / ACT</u>	<input checked="" type="radio"/>	<input type="radio"/>	<input type="radio"/>	<input type="radio"/>
Other Test (ABT, Wonderlic, WISC-III, etc.) Note: If this is the only requirement other than a diploma or equivalent, and few students are not admitted due to this test, your institution is open enrollment. Please contact the Help Desk to correct your response to this question.	<input type="radio"/>	<input type="radio"/>	<input type="radio"/>	<input checked="" type="radio"/>
<u>TOEFL</u> (Test of English as a Foreign Language)	<input type="radio"/>	<input type="radio"/>	<input type="radio"/>	<input checked="" type="radio"/>

 You may use the space below to provide context for the data you've reported above. These context notes will be posted on the College Navigator website, and should be written to be understood by students and parents.

--	--



Institution: University of Puerto Rico-Cayey (243151)


User ID: P2431511

**Selection Process - A/A/E**

2. Provide the number of first-time, degree/certificate-seeking undergraduate students who applied, who were admitted, and who enrolled (either full- or part-time) at your institution for Fall 2017. Include early decision, early action, and students who began studies during the summer prior to Fall 2017.

Remember that this question is only applicable to first-time students, do not include other students in these totals.

Only include levels that you indicated were offered in the IC Header. If you made an error in the IC Header, please remember to fix the error the next year.


	Men	Women	Total
Number of <u>applicants</u>	<input type="text" value="360"/>	<input type="text" value="716"/>	<input type="text" value="1,076"/>
Number of <u>admissions</u>	<input type="text" value="273"/>	<input type="text" value="550"/>	<input type="text" value="823"/>
Number (of admitted) that enrolled <u>full-time</u>	<input type="text" value="226"/>	<input type="text" value="459"/>	<input type="text" value="685"/>
Number (of admitted) that enrolled <u>part-time</u>	<input type="text" value="1"/>	<input type="text" value="0"/>	<input type="text" value="1"/>
Total enrolled full-time and part-time	227	459	686
Percent of admissions enrolled full-time and part-time	83	83	 83

Institution: University of Puerto Rico-Cayey (243151)

User ID: P2431511

**Selection Process - Test Scores****3. Provide data for Fall 2017. Include new students admitted the summer prior to Fall 2017.****SAT scores for 2017-18 must be reported using the new (2016) SAT score scale. Please see instructions for more information.**Number of enrolled students that submitted SAT scores Percent of enrolled students that submitted SAT scores Number of enrolled students that submitted ACT scores Percent of enrolled students that submitted ACT scores 

	<b><u>25th Percentile</u></b>	<b><u>75th Percentile</u></b>
SAT Evidence-Based Reading and Writing	<input type="text" value="511"/>	<input type="text" value="604"/>
SAT Math	<input type="text" value="503"/>	<input type="text" value="630"/>
ACT Composite	<input type="text"/>	<input type="text"/>
ACT English	<input type="text"/>	<input type="text"/>
ACT Math	<input type="text"/>	<input type="text"/>

 You may use the space below to provide context for the data you've reported above. These context notes will be posted on the College Navigator website, and should be written to be understood by students and parents.

Institution: University of Puerto Rico-Cayey (243151)

User ID: P2431511

**Prepared by**

The name of the preparer is being collected so that we can follow up with the appropriate person in the event that there are questions concerning the data. The Keyholder will be copied on all email correspondence to other preparers.

The time it took to prepare this component is being collected so that we can continue to improve our estimate of the reporting burden associated with IPEDS. Please include in your estimate the time it took for you to review instructions, query and search data sources, complete and review the component, and submit the data through the Data Collection System.

Thank you for your assistance.

**This survey component was prepared by:**

<input checked="" type="radio"/>	Keyholder	<input type="radio"/>	SFA Contact	<input type="radio"/>	HR Contact
<input type="radio"/>	Finance Contact	<input type="radio"/>	Academic Library Contact	<input type="radio"/>	Other
Name:	<input type="text" value="Fernando Vazquez Calle"/>				
Email:	<input type="text" value="fernando.vazquezcalles@upr.edu"/>				

**How many staff from your institution only were involved in the data collection and reporting process of this survey component?**

<input type="text" value="2.00"/>	Number of Staff (including yourself)
-----------------------------------	--------------------------------------

**How many hours did you and others from your institution only spend on each of the steps below when responding to this survey component?**

*Exclude the hours spent collecting data for state and other reporting purposes.*

Staff member	Collecting Data Needed		Revising Data to Match IPEDS Requirements		Entering Data		Revising and Locking Data	
<b>Your office</b>	<input type="text"/>	hours	<input type="text"/>	hours	<input type="text"/>	hours	<input type="text"/>	hours
<b>Other offices</b>	<input type="text"/>	hours	<input type="text"/>	hours	<input type="text"/>	hours	<input type="text"/>	hours

Institution: University of Puerto Rico-Cayey (243151)

User ID: P2431511

**Summary****Admissions Component Summary**

IPEDS collects important information regarding your institution. All data reported in IPEDS survey components become available in the IPEDS Data Center and appear as aggregated data in various Department of Education reports. Additionally, some of the reported data appears specifically for your institution through the College Navigator website and is included in your institution's Data Feedback Report (DFR). The purpose of this summary is to provide you an opportunity to view some of the data that, when accepted through the IPEDS quality control process, will appear on the College Navigator website and/or your DFR. College Navigator is updated approximately three months after the data collection period closes and Data Feedback Reports will be available through the [Data Center](#) and sent to your institution's CEO in November 2017.

Please review your data for accuracy. If you have questions about the data displayed below after reviewing the data reported on the survey screens, please contact the IPEDS Help Desk at: 1-877-225-2568 or [ipedshelp@rti.org](mailto:ipedshelp@rti.org).

**ADMISSIONS INFORMATION**

Undergraduate Admissions		Total	Male	Female
	Number of applicants	1,076	360	716
	Percent admitted	76%	76%	77%
	Percent admitted who enrolled	83%	83%	83%
Admissions Considerations		Required	Recommended	
		Secondary school GPA Secondary school record Admission test scores (SAT/ACT)	N/A	

Test Scores	# Submitting Scores	% Submitting Scores
SAT	686	100%
ACT		N/A
	25 <sup>th</sup> Percentile	75 <sup>th</sup> Percentile
SAT Evidence-Based Reading and Writing	511	604
SAT Math	503	630
ACT Composite		
ACT English		
ACT Math		

--	--	--	--

Institution: University of Puerto Rico-Cayey (243151)

User ID: P2431511

Edit Report

**Admissions****University of Puerto Rico-Cayey (243151)**

Source	Description	Severity	Resolved	Options
<b>Screen: Selection Process - A/A/E</b>				
Screen Entry	A majority of institutions have an admissions yield less than 80%. Please fix or explain. (Error #14306)	Explanation	Yes	
Reason:	The admissions file reflected only part time students for this year. Usually the part time students are few or zero.			

## Outcome Measures 2017-18

Institution: University of Puerto Rico-Cayey (243151)

User ID: P2431511

**Overview****Outcome Measures Overview**

Welcome to the IPEDS Outcome Measures (OM) survey component. The OM component collects award and enrollment data from degree-granting institutions on four undergraduate cohorts and eight undergraduate subcohorts at three status points: four-years, six-years, and eight-years after entry.

The four cohorts of degree/certificate-seeking undergraduates are:

- First-time, full-time entering (FTFT)
- First-time, part-time entering (FTPT)
- Non-first-time, full-time entering (NFTFT)
- Non-first-time, part-time entering (NFTPT)

For each cohort, two subcohort groups have been added to the OM component - Pell Grant recipients and Non-Pell Grant recipients - resulting in eight new undergraduate subcohorts.

**Major Updates:**

- Starting with the 2017-18 collection, all institutions must report on a **FULL-YEAR** cohort. The OM cohort year is 2009-10. The full-year cohort coverage period is July 1, 2009 - June 30, 2010.
- Institutions will establish their OM cohorts based on their subcohorts of entering Pell Grant recipients and Non-Pell Grant recipients. Institutions should first identify their entering degree/certificate-seeking undergraduates during July 1, 2009 - June 30, 2010 and place each student in the appropriate subcohort. Each student should be reported only once.
- A new, third status point of four years after entry has been added to OM component.
- For each status point, institutions will report the highest type of award conferred to a student for each subcohort. The three award categories are certificates, associate's degree, and bachelor's degree. The awards are mutually exclusive within each status point.
- Institutions should report exclusions for the entire eight year period only on the "Establishing Cohorts" screen. Additional exclusions cannot be reported on the status point screens (i.e., four-years, six-years, or eight-years after entry).
- IPEDS will ask for an estimated time it took to complete the OM component. Include in that estimate the time to review instructions, research data sources (i.e., coordinate with IT and Student Aid offices), complete and review the component, and submit the data.

**Data Reporting Reminders:**

All reporting institutions will report on the entering cohort year: **2009-10 (July 1, 2009 - June 30, 2010)**.

- Four-year status point was as of **August 31, 2013**
- Six-year status point was as of **August 31, 2015**
- Eight-year status point was as of **August 31, 2017**

**Reporting Tips:**

Carefully read each [OM FAQ](#) before reporting your institution's data. There are new FAQs regarding the major updates to OM 2017-18 collection, such as academic reporters now reporting on a full-year cohort, summer sessions starting prior July 1, reporting awards at different status points, and Pell Grant and Non-Pell Grant recipient subcohorts.

Remember: All institutions are required to report transfer-out student data. Refer to FAQ #33 for more information.

**Resources:**

To download the survey materials for this component: [Survey Materials](#)

To access your prior year data submission for this component: [Reported Data](#)

If you have questions about completing this survey, please contact the **IPEDS Help Desk at 1-877-225-2568**.



Institution: University of Puerto Rico-Cayey (243151)

User ID: P2431511

**Establishing Cohorts**

**Establishing Cohorts**  
**2009-10 Entering Undergraduate Cohort**  
**(July 1, 2009-June 30, 2010: Full Year)**

**Directions: Begin by identifying your entering degree/certificate-seeking undergraduates for the full year of July 1, 2009 - June 30, 2010. Then report each student under one of the eight subcohorts (Pell or Non-Pell Grant recipients FTFT, FTPT, NFTFT, NFTPT). Each entering student should be reported only once. The four cohorts and total entering students will be calculated based on your subcohort reporting.**

**NOTE:** Once a student is in the cohort, the student remains in the cohort, even if the student's attendance status changes (i.e., full-time to part-time, or vice versa) or if the student drops out, transfers out, or transfers back into the institution during the eight-year period. However, adjustments can be made to the cohort for allowable exclusions, which include the death of a student, permanent disability, military deployment, or service on an official church mission or with a foreign aid service of the Federal government. Exclusions are for the **ENTIRE** eight years for the entering 2009-10 cohort.

<u>Degree/Certificate-Seeking Undergraduate Students</u>	<u>2009-10 cohort</u>	<u>Exclusions to 2009-10 cohort</u>	<u>Adjusted 2009-10 cohort</u>
<u>First-time entering</u>			
<u>Full-time</u>	874	0	874
Pell Grant recipients	<input type="text" value="654"/>	<input type="text" value="0"/>	654
Non-Pell Grant recipients	<input type="text" value="220"/>	<input type="text" value="0"/>	220
<u>Part-time</u>	⊗ 3	0	3
Pell Grant recipients	<input type="text" value="1"/>	<input type="text" value="0"/>	1
Non-Pell Grant recipients	<input type="text" value="2"/>	<input type="text" value="0"/>	2
<u>Non-First-time entering</u>			
Full-time	⊗ 3	0	3
Pell Grant recipients	<input type="text" value="3"/>	<input type="text" value="0"/>	3
Non-Pell Grant recipients	<input type="text" value="0"/>	<input type="text" value="0"/>	0
Part-time	11	0	11
Pell Grant recipients	<input type="text" value="0"/>	<input type="text" value="0"/>	0
Non-Pell Grant recipients	<input type="text" value="11"/>	<input type="text" value="0"/>	11

<b>Total Entering</b>	891	0	891
Pell Grant recipients	658	0	658
Non-Pell Grant recipients	233	0	233

The following reference table is based on institutional data reported in the specified data collections. Data reported on this screen (Establishing Cohorts for OM) have been compared with the data below. To review your prior reported data, go to the Tools menu in the IPEDS Data Collection System --> Go to Collection Level Data Center --> Look up an Institution --> Select your institution --> Select "Reported Data"

	2009 Fall Enrollment, 2009-10 Spring Collection	2009 Pell Grant data from Student Financial Aid, 2010-11 Winter Collection	
First-time, Full-time	871	654	
First-time, Part-time	3	N/A	
Non-First-time, Full-time	66	N/A	
Non-First-time, Part-time	1	N/A	
Total Undergraduates	N/A	2,764	

Institution: University of Puerto Rico-Cayey (243151)

User ID: P2431511

**Award Status at Four Years**

**Award Status at Four Years After Entry  
2009-10 Entering Undergraduate Cohort  
(July 1, 2009-June 30, 2010: Full Year)**

**Directions: From the adjusted 2009-10 cohort, report the number of students who earned an award by four years after entry for each subcohort. If a student earns multiple awards, report only the highest award conferred to the student by the status point (August 31, 2013).**

<u>Undergraduate Students</u>	Adjusted 2009-10 cohort	Number of students conferred an award by your institution (Highest Award by August 31, 2013)			Total number of adjusted cohort that received an award from your institution	Percent of adjusted cohort that received an award from your institution
		<u>Certificates</u>	<u>Associate's</u>	<u>Bachelor's</u>		
<u>First-time entering</u>						
Full-time	874	0	0	57	57	7
Pell Grant recipients	654	<input type="text" value="0"/>	<input type="text" value="0"/>	<input type="text" value="40"/>	40	6
Non-Pell Grant recipients	220	<input type="text" value="0"/>	<input type="text" value="0"/>	<input type="text" value="17"/>	17	8
Part-time	3	0	0	0	0	0
Pell Grant recipients	1	<input type="text" value="0"/>	<input type="text" value="0"/>	<input type="text" value="0"/>	0	0
Non-Pell Grant recipients	2	<input type="text" value="0"/>	<input type="text" value="0"/>	<input type="text" value="0"/>	0	0
<u>Non-First-time entering</u>						
Full-time	3	0	0	0	0	0
Pell Grant recipients	3	<input type="text" value="0"/>	<input type="text" value="0"/>	<input type="text" value="0"/>	0	0
Non-Pell Grant recipients	0	<input type="text" value="0"/>	<input type="text" value="0"/>	<input type="text" value="0"/>	0	
Part-time	11	0	0	0	0	0
Pell Grant recipients	0	<input type="text" value="0"/>	<input type="text" value="0"/>	<input type="text" value="0"/>	0	
Non-Pell Grant recipients	11	<input type="text" value="0"/>	<input type="text" value="0"/>	<input type="text" value="0"/>	0	0
<b>Total Entering</b>	<b>891</b>	<b>0</b>	<b>0</b>	<b>57</b>	<b>57</b>	<b>6</b>

Total Enrolling	001	002	003	004	005	006
Pell Grant recipients	658	0	0	40	40	6
Non-Pell Grant recipients	233	0	0	17	17	7

Institution: University of Puerto Rico-Cayey (243151)

User ID: P2431511

**Award Status at Six Years**

**Award Status at Six Years After Entry**  
**2009-10 Entering Undergraduate Cohort**  
**(July 1, 2009-June 30, 2010: Full Year)**

**Directions: From the adjusted 2009-10 cohort, report the number of students who earned an award by six years after entry for each subcohort. If a student earns multiple awards, report only the highest award conferred to the student by the status point (August 31, 2015).**

<u>Undergraduate Students</u>	Adjusted 2009-10 cohort	Number of students conferred an award by your institution (Highest Award through August 31, 2015)			Total number of adjusted cohort that received an award from your institution	Percent of adjusted cohort that received an award from your institution
		<u>Certificates</u>	<u>Associate's</u>	<u>Bachelor's</u>		
<u>First-time entering</u>						
Full-time	874	0	0	415	415	47
Pell Grant recipients	654	<input type="text" value="0"/>	<input type="text" value="0"/>	<input type="text" value="290"/>	290	44
Non-Pell Grant recipients	220	<input type="text" value="0"/>	<input type="text" value="0"/>	<input type="text" value="125"/>	125	57
Part-time	3	0	0	0	0	0
Pell Grant recipients	1	<input type="text" value="0"/>	<input type="text" value="0"/>	<input type="text" value="0"/>	0	0
Non-Pell Grant recipients	2	<input type="text" value="0"/>	<input type="text" value="0"/>	<input type="text" value="0"/>	0	0
<u>Non-First-time entering</u>						
Full-time	3	0	0	2	2	67
Pell Grant recipients	3	<input type="text" value="0"/>	<input type="text" value="0"/>	<input type="text" value="2"/>	2	67
Non-Pell Grant recipients	0	<input type="text" value="0"/>	<input type="text" value="0"/>	<input type="text" value="0"/>	0	
Part-time	11	0	0	0	0	0
Pell Grant recipients	0	<input type="text" value="0"/>	<input type="text" value="0"/>	<input type="text" value="0"/>	0	
Non-Pell Grant recipients	11	<input type="text" value="0"/>	<input type="text" value="0"/>	<input type="text" value="0"/>	0	0
<b>Total Entering</b>	<b>891</b>	<b>0</b>	<b>0</b>	<b>417</b>	<b>417</b>	<b>47</b>

Total Enrolling	001	0	0	111	111	11
Pell Grant recipients	658	0	0	292	292	44
Non-Pell Grant recipients	233	0	0	125	125	54

Institution: University of Puerto Rico-Cayey (243151)

User ID: P2431511

**Award and Enrollment Status at Eight Years**


**Award and Enrollment Status at Eight Years After Entry**  
**2009-10 Entering Undergraduate Cohort**  
**(July 1, 2009-June 30, 2010: Full Year)**

**Directions: From the adjusted 2009-10 cohort, report the number of students who earned an award by eight years after entry for each subcohort. If a student earns multiple awards, report only the highest award conferred to the student by the status point (August 31, 2017).**

**For students that did not receive an award from your institution, report the number of students who are still enrolled at your institution, and then report the number of students who had enrolled at another institution over the eight year period.**

<u>Undergraduate Students</u>	Adjusted 2009-10 cohort	Award Status at Eight Years After Entry					Enrollment Status at Eight Years After Entry				
		Number of students conferred an award by your institution (From Entry through August 31, 2017)			Total number of adjusted cohort that received an award from your institution	Percent of adjusted cohort that received an award from your institution	Number of students who did not receive an award from your institution (From entry through August 31, 2017)				Percent of adjusted cohort that did not receive an award, but are still enrolled at your institution and enrolled at another institution after leaving your institution
		<u>Certificates</u>	<u>Associate's</u>	<u>Bachelor's</u>			Number still enrolled at your institution	Number who enrolled at another institution after leaving your institution	Number of students whose subsequent enrollment status is unknown	Total number who did not receive an award from your institution	
<u>First-time entering</u>											
Full-time	874	0	0	443	443	51	8	2	421	431	1
Pell Grant recipients	654	<input type="text" value="0"/>	<input type="text" value="0"/>	<input type="text" value="310"/>	310	47	<input type="text" value="8"/>	<input type="text" value="1"/>	335	344	1
Non-Pell Grant recipients	220	<input type="text" value="0"/>	<input type="text" value="0"/>	<input type="text" value="133"/>	133	60	<input type="text" value="0"/>	<input type="text" value="1"/>	86	87	0
Part-time	3	0	0	0	0	0	0	1	2	3	33
Pell Grant recipients	1	<input type="text" value="0"/>	<input type="text" value="0"/>	<input type="text" value="0"/>	0	0	<input type="text" value="0"/>	<input type="text" value="1"/>	0	1	100
Non-Pell Grant recipients	2	<input type="text" value="0"/>	<input type="text" value="0"/>	<input type="text" value="0"/>	0	0	<input type="text" value="0"/>	<input type="text" value="0"/>	2	2	0

<b>Non-First-time entering</b>											
Full-time	3	0	0	2	2	67	0	1	0	1	33
Pell Grant recipients	3	<input type="text" value="0"/>	<input type="text" value="0"/>	<input type="text" value="2"/>	2	67	<input type="text" value="0"/>	<input type="text" value="1"/>	0	1	33
Non-Pell Grant recipients	0	<input type="text" value="0"/>	<input type="text" value="0"/>	<input type="text" value="0"/>	0		<input type="text" value="0"/>	<input type="text" value="0"/>	0	0	
Part-time	11	0	0	0	0	0	0	0	11	11	0
Pell Grant recipients	0	<input type="text" value="0"/>	<input type="text" value="0"/>	<input type="text" value="0"/>	0		<input type="text" value="0"/>	<input type="text" value="0"/>	0	0	
Non-Pell Grant recipients	11	<input type="text" value="0"/>	<input type="text" value="0"/>	<input type="text" value="0"/>	0	0	<input type="text" value="0"/>	<input type="text" value="0"/>	11	11	0
<b>Total Entering</b>											
	891	0	0	445	445	50	8	4	434	446	1
Pell Grant recipients	658	0	0	312	312	47	8	3	335	346	2
Non-Pell Grant recipients	233	0	0	133	133	57	0	1	99	100	0

 You may use the space below to provide context for the data you've reported above. These context notes will be posted on the College Navigator website, and should be written to be understood by students and parents.



Institution: University of Puerto Rico-Cayey (243151)

User ID: P2431511

**Prepared by**

The name of the preparer is being collected so that we can follow up with the appropriate person in the event that there are questions concerning the data. The Keyholder will be copied on all email correspondence to other preparers.

The time it took to prepare this component is being collected so that we can continue to improve our estimate of the reporting burden associated with IPEDS. Please include in your estimate the time it took for you to review instructions, query and search data sources, complete and review the component, and submit the data through the Data Collection System.

Thank you for your assistance.

**This survey component was prepared by:**

<input checked="" type="radio"/>	Keyholder	<input type="radio"/>	SFA Contact	<input type="radio"/>	HR Contact
<input type="radio"/>	Finance Contact	<input type="radio"/>	Academic Library Contact	<input type="radio"/>	Other
Name:	<input type="text" value="Fernando Vazquez Calle"/>				
Email:	<input type="text" value="fernando.vazquezcalles@upr.edu"/>				

**How many staff from your institution only were involved in the data collection and reporting process of this survey component?**

<input type="text" value="3.00"/>	Number of Staff (including yourself)
-----------------------------------	--------------------------------------

**How many hours did you and others from your institution only spend on each of the steps below when responding to this survey component?**

*Exclude the hours spent collecting data for state and other reporting purposes.*

Staff member	Collecting Data Needed		Revising Data to Match IPEDS Requirements		Entering Data		Revising and Locking Data	
<b>Your office</b>	<input type="text"/>	hours	<input type="text"/>	hours	<input type="text"/>	hours	<input type="text"/>	hours
<b>Other offices</b>	<input type="text"/>	hours	<input type="text"/>	hours	<input type="text"/>	hours	<input type="text"/>	hours

Institution: University of Puerto Rico-Cayey (243151)

User ID: P2431511

**Summary****Outcome Measures Component Summary**

IPEDS collects important information regarding your institution. All data reported in IPEDS survey components become available in the IPEDS Data Center and appear as aggregated data in various Department of Education reports. Additionally, some of the reported data appears specifically for your institution through the College Navigator website. The purpose of this summary is to provide you an opportunity to view some of the data that, when accepted through the IPEDS quality control process, will appear on the College Navigator website. College Navigator is updated approximately three months after the data collection period closes.

Please review your data for accuracy. If you have questions about the data displayed below after reviewing the data reported on the survey screens, please contact the IPEDS Help Desk at: 1-877-225-2568 or [ipedshelp@rti.org](mailto:ipedshelp@rti.org).

Cohort	4-year Award Rate	6-year Award Rate	8-year Award Rate	Still enrolled at your institution after 8 years	Did not receive an award and subsequently enrolled at another institution
First-time entering					
Full-time	7%	47%	51%	1%	0%
Pell Grant recipients	6%	44%	47%	1%	0%
Non-Pell Grant recipients	8%	57%	60%	0%	0%
Part-time	0%	0%	0%	0%	33%
Pell Grant recipients	0%	0%	0%	0%	100%
Non-Pell Grant recipients	0%	0%	0%	0%	0%
Non-First-time entering					
Full-time	0%	67%	67%	0%	33%
Pell Grant recipients	0%	67%	67%	0%	33%
Non-Pell Grant recipients	N/A	N/A	N/A	N/A	N/A
Part-time	0%	0%	0%	0%	0%
Pell Grant recipients	N/A	N/A	N/A	N/A	N/A
Non-Pell Grant recipients	0%	0%	0%	0%	0%
Total Entering					
Full-time	6%	47%	50%	1%	0%
Pell Grant recipients	6%	44%	47%	1%	0%
Non-Pell Grant recipients	7%	54%	57%	0%	0%

1	2	3	4	5	6	7
---	---	---	---	---	---	---

Institution: University of Puerto Rico-Cayey (243151)

User ID: P2431511

Edit Report

**Outcome Measures****University of Puerto Rico-Cayey (243151)**

Source	Description	Severity	Resolved	Options
<b>Screen: Establishing Cohorts</b>				
Screen Entry	In the 2009-10 EF component you reported 3 part-time first-time undergraduate students in fall 2009, but in OM you reported 3 part-time first-time undergraduate students for the full year period that includes fall 2009. OM should be greater than prior reported EF data. Please review your data and make any necessary corrections, or contact the IPEDS Help Desk for assistance. (Error #13414)	Fatal	Yes	
Reason:	Overridden by administrator.This institution has re-run their data and confirm the reported figure is accurate for a full-year cohort. LCT			
Screen Entry	In the 2009-10 EF component you reported 66 full-time not first-time undergraduate students in fall 2009, but in OM you reported 3 full-time not first-time undergraduate students for the full year period that includes fall 2009. OM should be greater than prior reported EF data. Please review your data and make any necessary corrections, or contact the IPEDS Help Desk for assistance. (Error #13415)	Fatal	Yes	
Reason:	Overridden by administrator.This institution has re-run their data and confirm the reported figure is accurate for a full-year cohort. LCT			

## Human Resources 2017-18

Institution: University of Puerto Rico-Cayey (243151)

User ID: P2431511

**Overview****Human Resources Overview**

Welcome to the IPEDS Human Resources (HR) survey component. The HR component collects important information about your institution's staff.

**Data Reporting Reminders**

- Report each employee only once. If an employee could be coded in more than one occupation, code the employee in the occupation that requires the highest level of skill OR if there is no measurable difference in skill requirements, code the employee in the occupation in which they spend the most time.
- Report staff members difficult to categorize in the "Human Resources Survey Evaluation" box at the end of the survey.
- Enter data on each displayed screen. If a screen is not applicable, enter at least one zero in a field on the screen and save before continuing.
- When reporting salary data (applicable to degree-granting institutions only) include all full-time, non-medical school, instructional staff - both with and without faculty status.

See the instructions for the **Key Reporting Concepts** section -- basic reporting concepts that will assist you in completing the Human Resources survey component.

**Resources:**

- To download the survey materials for this component: [Survey Materials](#)
- All staff must now be reported using the new IPEDS occupational categories, which align with the 2010 Standard Occupational Classification (SOC) codes. Additional information and resources can be found in the [IPEDS HR/SOC Information Center](#), including general information about the SOC, the IPEDS/SOC crosswalk, a SOC Browse Tool, frequently asked questions, and web tutorials.

If you have questions about completing this survey, please contact the **IPEDS Help Desk at 1-877-225-2568**.

Institution: University of Puerto Rico-Cayey (243151)

User ID: P2431511

**Human Resources Screening Questions****Does your institution have any part-time staff?***If you answer **Yes** to this question, you will be provided the screens to report part-time staff.* No Yes

Does your institution have graduate assistants?

*If you answer **Yes** to this question, you will be provided the screens to report graduate assistants.* No Yes**Does your institution have 15 or more full-time staff?** No Yes


Does your institution have a tenure system?

*If you answer **Yes** to this question, you will be provided the screens to report some data by tenure status.* No Yes

Did your institution hire any **full-time permanent staff** who were included on the payroll of the institution between **November 1, 2016 and October 31, 2017** either for the **first time** (new to the institution) or **after a break in service**? Do not exclude persons that were no longer on the payroll as of November 1, 2017. (Exclude persons who have returned from sabbatical leave and full-time instructional staff who are working less-than-9-month contracts.)

*If you answer **Yes** to this question, you will be provided the screens to report **full-time permanent new hires in Part H**.* No Yes**Do ALL of the instructional staff at your institution fall into any of the following categories?***If you answer **Yes** to any of the questions below, you will **NOT** be required to report **Part G - Salaries** for instructional staff. However, Part G will still be required for reporting data for full-time non-instructional staff.* No  Yes Are ALL of the instructional staff military personnel? No  Yes Do ALL of the instructional staff contribute their services (e.g., members of a religious order)?

**You may use the space below to provide context for the data you've reported above.**



Institution: University of Puerto Rico-Cayey (243151)

User ID: P2431511

**Part A1 - Full-time Instructional Staff by Academic Rank and Tenure Status - Tenured**

**Number of Full-time Instructional Staff  
With Faculty Status  
Tenured**

**As of November 1, 2017**

- Report Hispanic/Latino individuals of any race as Hispanic/Latino
- Report race for non-Hispanic/Latino individuals only
- Include both Primarily Instruction and Instruction Combined with Research and/or Public Service

**Men**

Race/ethnicity	<u>Academic Rank</u>					No academic rank	Total
	Professors	Associate professors	Assistant professors	Instructors	Lecturers		
<u>Nonresident alien</u>	<input type="text"/>	<input type="text"/>	<input type="text"/>	<input type="text"/>	<input type="text"/>	<input type="text"/>	0
<u>Hispanic/Latino</u>	21	11	8	1	<input type="text"/>	<input type="text"/>	41
<u>American Indian or Alaska Native</u>	<input type="text"/>	<input type="text"/>	<input type="text"/>	<input type="text"/>	<input type="text"/>	<input type="text"/>	0
<u>Asian</u>	<input type="text"/>	<input type="text"/>	<input type="text"/>	<input type="text"/>	<input type="text"/>	<input type="text"/>	0
<u>Black or African American</u>	<input type="text"/>	<input type="text"/>	<input type="text"/>	<input type="text"/>	<input type="text"/>	<input type="text"/>	0
<u>Native Hawaiian or Other Pacific Islander</u>	<input type="text"/>	<input type="text"/>	<input type="text"/>	<input type="text"/>	<input type="text"/>	<input type="text"/>	0
<u>White</u>	<input type="text"/>	<input type="text"/>	<input type="text"/>	<input type="text"/>	<input type="text"/>	<input type="text"/>	0
Two or more races	<input type="text"/>	<input type="text"/>	<input type="text"/>	<input type="text"/>	<input type="text"/>	<input type="text"/>	0
<u>Race and ethnicity unknown</u>	<input type="text"/>	<input type="text"/>	<input type="text"/>	<input type="text"/>	<input type="text"/>	<input type="text"/>	0
<b>Total men</b>	21	11	8	1	0	0	41

**Women**

Race/ethnicity	<u>Academic Rank</u>					No academic rank	Total
	Professors	Associate professors	Assistant professors	Instructors	Lecturers		
	<input type="text"/>	<input type="text"/>	<input type="text"/>	<input type="text"/>	<input type="text"/>	<input type="text"/>	



	Professors	Professors	Professors	Instructors	Educators	Rank	
Nonresident alien	<input type="text"/>	<input type="text"/>	<input type="text"/>	<input type="text"/>	<input type="text"/>	<input type="text"/>	0
Hispanic/Latino	<input type="text" value="21"/>	<input type="text" value="8"/>	<input type="text" value="4"/>	<input type="text" value="0"/>	<input type="text"/>	<input type="text"/>	33
American Indian or Alaska Native	<input type="text"/>	<input type="text"/>	<input type="text"/>	<input type="text"/>	<input type="text"/>	<input type="text"/>	0
Asian	<input type="text"/>	<input type="text"/>	<input type="text"/>	<input type="text"/>	<input type="text"/>	<input type="text"/>	0
Black or African American	<input type="text"/>	<input type="text"/>	<input type="text"/>	<input type="text"/>	<input type="text"/>	<input type="text"/>	0
Native Hawaiian or Other Pacific Islander	<input type="text"/>	<input type="text"/>	<input type="text"/>	<input type="text"/>	<input type="text"/>	<input type="text"/>	0
White	<input type="text"/>	<input type="text"/>	<input type="text"/>	<input type="text"/>	<input type="text"/>	<input type="text"/>	0
Two or more races	<input type="text"/>	<input type="text"/>	<input type="text"/>	<input type="text"/>	<input type="text"/>	<input type="text"/>	0
Race and ethnicity unknown	<input type="text"/>	<input type="text"/>	<input type="text"/>	<input type="text"/>	<input type="text"/>	<input type="text"/>	0
<b>Total women</b>	21	8	4	0	0	0	33
<b>Total (men+women)</b>	42	19	12	1	0	0	74
Total from prior year							<b>86</b>

Institution: University of Puerto Rico-Cayey (243151)

User ID: P2431511

**Part A1 - Full-time Instructional Staff by Academic Rank and Tenure Status - On Tenure Track**

**Number of Full-time Instructional Staff  
With Faculty Status  
On Tenure Track**

**As of November 1, 2017**

- Report Hispanic/Latino individuals of any race as Hispanic/Latino
- Report race for non-Hispanic/Latino individuals only
- Include both Primarily Instruction and Instruction Combined with Research and/or Public Service

**Men**

Race/ethnicity	<u>Academic Rank</u>					No academic rank	Total
	Professors	Associate professors	Assistant professors	Instructors	Lecturers		
<u>Nonresident alien</u>	<input type="text"/>	<input type="text"/>	<input type="text"/>	<input type="text"/>	<input type="text"/>	<input type="text"/>	0
<u>Hispanic/Latino</u>	<input type="text" value="1"/>	<input type="text" value="12"/>	<input type="text" value="0"/>	<input type="text" value="0"/>	<input type="text" value="0"/>	<input type="text" value="0"/>	13
<u>American Indian or Alaska Native</u>	<input type="text"/>	<input type="text"/>	<input type="text"/>	<input type="text"/>	<input type="text"/>	<input type="text"/>	0
<u>Asian</u>	<input type="text"/>	<input type="text"/>	<input type="text"/>	<input type="text"/>	<input type="text"/>	<input type="text"/>	0
<u>Black or African American</u>	<input type="text"/>	<input type="text"/>	<input type="text"/>	<input type="text"/>	<input type="text"/>	<input type="text"/>	0
<u>Native Hawaiian or Other Pacific Islander</u>	<input type="text"/>	<input type="text"/>	<input type="text"/>	<input type="text"/>	<input type="text"/>	<input type="text"/>	0
<u>White</u>	<input type="text"/>	<input type="text"/>	<input type="text"/>	<input type="text"/>	<input type="text"/>	<input type="text"/>	0
Two or more races	<input type="text"/>	<input type="text"/>	<input type="text"/>	<input type="text"/>	<input type="text"/>	<input type="text"/>	0
<u>Race and ethnicity unknown</u>	<input type="text"/>	<input type="text"/>	<input type="text"/>	<input type="text"/>	<input type="text"/>	<input type="text"/>	0
<b>Total men</b>	<b>1</b>	<b>12</b>	<b>0</b>	<b>0</b>	<b>0</b>	<b>0</b>	<b>13</b>

**Women**

Race/ethnicity	<u>Academic Rank</u>					No academic rank	Total
	Professors	Associate professors	Assistant professors	Instructors	Lecturers		
	<input type="text"/>	<input type="text"/>	<input type="text"/>	<input type="text"/>	<input type="text"/>	<input type="text"/>	

	Professors	Professors	Professors	Instructors	Educators	Rank	
Nonresident alien	<input type="text"/>	<input type="text"/>	<input type="text"/>	<input type="text"/>	<input type="text"/>	<input type="text"/>	0
Hispanic/Latino	<input type="text" value="0"/>	<input type="text" value="12"/>	<input type="text" value="2"/>	<input type="text" value="1"/>	<input type="text" value="0"/>	<input type="text" value="0"/>	15
American Indian or Alaska Native	<input type="text"/>	<input type="text"/>	<input type="text"/>	<input type="text"/>	<input type="text"/>	<input type="text"/>	0
Asian	<input type="text"/>	<input type="text"/>	<input type="text"/>	<input type="text"/>	<input type="text"/>	<input type="text"/>	0
Black or African American	<input type="text"/>	<input type="text"/>	<input type="text"/>	<input type="text"/>	<input type="text"/>	<input type="text"/>	0
Native Hawaiian or Other Pacific Islander	<input type="text"/>	<input type="text"/>	<input type="text"/>	<input type="text"/>	<input type="text"/>	<input type="text"/>	0
White	<input type="text"/>	<input type="text"/>	<input type="text"/>	<input type="text"/>	<input type="text"/>	<input type="text"/>	0
Two or more races	<input type="text"/>	<input type="text"/>	<input type="text"/>	<input type="text"/>	<input type="text"/>	<input type="text"/>	0
Race and ethnicity unknown	<input type="text"/>	<input type="text"/>	<input type="text"/>	<input type="text"/>	<input type="text"/>	<input type="text"/>	0
<b>Total women</b>	0	12	2	1	0	0	15
<b>Total (men+women)</b>	1	24	2	1	0	0	28
Total from prior year							16

Institution: University of Puerto Rico-Cayey (243151)

User ID: P2431511

**Part A1 - Full-time Instructional Staff by Academic Rank and Tenure Status - Multi-Year Contract**

**Number of Full-time Instructional Staff  
With Faculty Status  
Not on Tenure Track - Multi-Year Contract**

**As of November 1, 2017**

- Report Hispanic/Latino individuals of any race as Hispanic/Latino
- Report race for non-Hispanic/Latino individuals only
- Include both Primarily Instruction and Instruction Combined with Research and/or Public Service

**Men**

Gender and race/ethnicity	Academic Rank					No academic rank	Total
	Professors	Associate professors	Assistant professors	Instructors	Lecturers		
<u>Nonresident alien</u>	<input type="text"/>	<input type="text"/>	<input type="text"/>	<input type="text"/>	<input type="text"/>	<input type="text"/>	0
<u>Hispanic/Latino</u>	<input type="text" value="0"/>	<input type="text" value="0"/>	<input type="text" value="0"/>	<input type="text" value="0"/>	<input type="text" value="0"/>	<input type="text" value="0"/>	0
<u>American Indian or Alaska Native</u>	<input type="text"/>	<input type="text"/>	<input type="text"/>	<input type="text"/>	<input type="text"/>	<input type="text"/>	0
<u>Asian</u>	<input type="text"/>	<input type="text"/>	<input type="text"/>	<input type="text"/>	<input type="text"/>	<input type="text"/>	0
<u>Black or African American</u>	<input type="text"/>	<input type="text"/>	<input type="text"/>	<input type="text"/>	<input type="text"/>	<input type="text"/>	0
<u>Native Hawaiian or Other Pacific Islander</u>	<input type="text"/>	<input type="text"/>	<input type="text"/>	<input type="text"/>	<input type="text"/>	<input type="text"/>	0
<u>White</u>	<input type="text"/>	<input type="text"/>	<input type="text"/>	<input type="text"/>	<input type="text"/>	<input type="text"/>	0
Two or more races	<input type="text"/>	<input type="text"/>	<input type="text"/>	<input type="text"/>	<input type="text"/>	<input type="text"/>	0
<u>Race and ethnicity unknown</u>	<input type="text"/>	<input type="text"/>	<input type="text"/>	<input type="text"/>	<input type="text"/>	<input type="text"/>	0
<b>Total men</b>	0	0	0	0	0	0	0

**Women**

Gender and race/ethnicity	Academic Rank					No academic rank	Total
		Associate	Assistant				

	Professors	Associate professors	Assistant professors	Instructors	Lecturers	Other	
Nonresident alien	<input type="text"/>	<input type="text"/>	<input type="text"/>	<input type="text"/>	<input type="text"/>	<input type="text"/>	0
Hispanic/Latino	<input type="text" value="0"/>	<input type="text" value="0"/>	<input type="text" value="0"/>	<input type="text" value="0"/>	<input type="text" value="0"/>	<input type="text" value="0"/>	0
American Indian or Alaska Native	<input type="text"/>	<input type="text"/>	<input type="text"/>	<input type="text"/>	<input type="text"/>	<input type="text"/>	0
Asian	<input type="text"/>	<input type="text"/>	<input type="text"/>	<input type="text"/>	<input type="text"/>	<input type="text"/>	0
Black or African American	<input type="text"/>	<input type="text"/>	<input type="text"/>	<input type="text"/>	<input type="text"/>	<input type="text"/>	0
Native Hawaiian or Other Pacific Islander	<input type="text"/>	<input type="text"/>	<input type="text"/>	<input type="text"/>	<input type="text"/>	<input type="text"/>	0
White	<input type="text"/>	<input type="text"/>	<input type="text"/>	<input type="text"/>	<input type="text"/>	<input type="text"/>	0
Two or more races	<input type="text"/>	<input type="text"/>	<input type="text"/>	<input type="text"/>	<input type="text"/>	<input type="text"/>	0
Race and ethnicity unknown	<input type="text"/>	<input type="text"/>	<input type="text"/>	<input type="text"/>	<input type="text"/>	<input type="text"/>	0
<b>Total women</b>	0	0	0	0	0	0	0
<b>Total (men+women)</b>	0	0	0	0	0	0	0
Total from prior year							

Institution: University of Puerto Rico-Cayey (243151)

User ID: P2431511

**Part A1 - Full-time Instructional Staff by Academic Rank and Tenure Status - Annual Contract**

**Number of Full-time Instructional Staff  
With Faculty Status  
Not on Tenure Track - Annual Contract**

**As of November 1, 2017**


- Report Hispanic/Latino individuals of any race as Hispanic/Latino
- Report race for non-Hispanic/Latino individuals only
- Include both Primarily Instruction and Instruction Combined with Research and/or Public Service

**Men**

Race/ethnicity	<u>Academic Rank</u>					No academic rank	Total
	Professors	Associate professors	Assistant professors	Instructors	Lecturers		
<u>Nonresident alien</u>	<input type="text"/>	<input type="text"/>	<input type="text"/>	<input type="text"/>	<input type="text"/>	<input type="text"/>	0
<u>Hispanic/Latino</u>	<input type="text" value="0"/>	<input type="text" value="0"/>	<input type="text" value="0"/>	<input type="text" value="0"/>	<input type="text" value="0"/>	<input type="text" value="0"/>	0
<u>American Indian or Alaska Native</u>	<input type="text"/>	<input type="text"/>	<input type="text"/>	<input type="text"/>	<input type="text"/>	<input type="text"/>	0
<u>Asian</u>	<input type="text"/>	<input type="text"/>	<input type="text"/>	<input type="text"/>	<input type="text"/>	<input type="text"/>	0
<u>Black or African American</u>	<input type="text"/>	<input type="text"/>	<input type="text"/>	<input type="text"/>	<input type="text"/>	<input type="text"/>	0
<u>Native Hawaiian or Other Pacific Islander</u>	<input type="text"/>	<input type="text"/>	<input type="text"/>	<input type="text"/>	<input type="text"/>	<input type="text"/>	0
<u>White</u>	<input type="text"/>	<input type="text"/>	<input type="text"/>	<input type="text"/>	<input type="text"/>	<input type="text"/>	0
Two or more races	<input type="text"/>	<input type="text"/>	<input type="text"/>	<input type="text"/>	<input type="text"/>	<input type="text"/>	0
<u>Race and ethnicity unknown</u>	<input type="text"/>	<input type="text"/>	<input type="text"/>	<input type="text"/>	<input type="text"/>	<input type="text"/>	0
<b>Total men</b>	0	0	0	0	0	0	0

**Women**

Race/ethnicity	<u>Academic Rank</u>					No academic	Total
	Professors	Associate professors	Assistant professors	Instructors	Lecturers		
	<input type="text"/>	<input type="text"/>	<input type="text"/>	<input type="text"/>	<input type="text"/>	<input type="text"/>	

	Professors	Associate professors	Assistant professors	Instructors	Lecturers	Academic rank	Total
Nonresident alien	<input type="text"/>	<input type="text"/>	<input type="text"/>	<input type="text"/>	<input type="text"/>	<input type="text"/>	0
Hispanic/Latino	<input type="text" value="0"/>	<input type="text" value="0"/>	<input type="text" value="0"/>	<input type="text" value="0"/>	<input type="text" value="0"/>	<input type="text" value="0"/>	0
American Indian or Alaska Native	<input type="text"/>	<input type="text"/>	<input type="text"/>	<input type="text"/>	<input type="text"/>	<input type="text"/>	0
Asian	<input type="text"/>	<input type="text"/>	<input type="text"/>	<input type="text"/>	<input type="text"/>	<input type="text"/>	0
Black or African American	<input type="text"/>	<input type="text"/>	<input type="text"/>	<input type="text"/>	<input type="text"/>	<input type="text"/>	0
Native Hawaiian or Other Pacific Islander	<input type="text"/>	<input type="text"/>	<input type="text"/>	<input type="text"/>	<input type="text"/>	<input type="text"/>	0
White	<input type="text"/>	<input type="text"/>	<input type="text"/>	<input type="text"/>	<input type="text"/>	<input type="text"/>	0
Two or more races	<input type="text"/>	<input type="text"/>	<input type="text"/>	<input type="text"/>	<input type="text"/>	<input type="text"/>	0
Race and ethnicity unknown	<input type="text"/>	<input type="text"/>	<input type="text"/>	<input type="text"/>	<input type="text"/>	<input type="text"/>	0
<b>Total women</b>	0	0	0	0	0	0	0
<b>Total (men+women)</b>	0	0	0	0	0	0	0 
Total from prior year							41

Institution: University of Puerto Rico-Cayey (243151)

User ID: P2431511

**Part A1 - Full-time Instructional Staff by Academic Rank and Tenure Status - Less-Than-Annual Contract**

**Number of Full-time Instructional Staff  
With Faculty Status  
Not on Tenure Track - Less-than-annual Contract**

**As of November 1, 2017**

- Report Hispanic/Latino individuals of any race as Hispanic/Latino
- Report race for non-Hispanic/Latino individuals only
- Include both Primarily Instruction and Instruction Combined with Research and/or Public Service

**Men**

Race/ethnicity	Academic Rank					No academic rank	Total
	Professors	Associate professors	Assistant professors	Instructors	Lecturers		
<u>Nonresident alien</u>	<input type="text"/>	<input type="text"/>	<input type="text"/>	<input type="text"/>	<input type="text"/>	<input type="text"/>	0
<u>Hispanic/Latino</u>	<input type="text" value="0"/>	<input type="text" value="12"/>	<input type="text" value="0"/>	<input type="text" value="2"/>	<input type="text" value="0"/>	<input type="text" value="0"/>	14
<u>American Indian or Alaska Native</u>	<input type="text"/>	<input type="text"/>	<input type="text"/>	<input type="text"/>	<input type="text"/>	<input type="text"/>	0
<u>Asian</u>	<input type="text"/>	<input type="text"/>	<input type="text"/>	<input type="text"/>	<input type="text"/>	<input type="text"/>	0
<u>Black or African American</u>	<input type="text"/>	<input type="text"/>	<input type="text"/>	<input type="text"/>	<input type="text"/>	<input type="text"/>	0
<u>Native Hawaiian or Other Pacific Islander</u>	<input type="text"/>	<input type="text"/>	<input type="text"/>	<input type="text"/>	<input type="text"/>	<input type="text"/>	0
<u>White</u>	<input type="text"/>	<input type="text"/>	<input type="text"/>	<input type="text"/>	<input type="text"/>	<input type="text"/>	0
Two or more races	<input type="text"/>	<input type="text"/>	<input type="text"/>	<input type="text"/>	<input type="text"/>	<input type="text"/>	0
<u>Race and ethnicity unknown</u>	<input type="text"/>	<input type="text"/>	<input type="text"/>	<input type="text"/>	<input type="text"/>	<input type="text"/>	0
<b>Total men</b>	0	12	0	2	0	0	14

**Women**

Race/ethnicity	Academic Rank					No academic rank	Total
		Associate	Assistant				



	Professors	Associate professors	Assistant professors	Instructors	Lecturers	Other	
Nonresident alien	<input type="text"/>	<input type="text"/>	<input type="text"/>	<input type="text"/>	<input type="text"/>	<input type="text"/>	0
Hispanic/Latino	<input type="text" value="1"/>	<input type="text" value="19"/>	<input type="text" value="0"/>	<input type="text" value="3"/>	<input type="text" value="0"/>	<input type="text" value="0"/>	23
American Indian or Alaska Native	<input type="text"/>	<input type="text"/>	<input type="text"/>	<input type="text"/>	<input type="text"/>	<input type="text"/>	0
Asian	<input type="text"/>	<input type="text"/>	<input type="text"/>	<input type="text"/>	<input type="text"/>	<input type="text"/>	0
Black or African American	<input type="text"/>	<input type="text"/>	<input type="text"/>	<input type="text"/>	<input type="text"/>	<input type="text"/>	0
Native Hawaiian or Other Pacific Islander	<input type="text"/>	<input type="text"/>	<input type="text"/>	<input type="text"/>	<input type="text"/>	<input type="text"/>	0
White	<input type="text"/>	<input type="text"/>	<input type="text"/>	<input type="text"/>	<input type="text"/>	<input type="text"/>	0
Two or more races	<input type="text"/>	<input type="text"/>	<input type="text"/>	<input type="text"/>	<input type="text"/>	<input type="text"/>	0
Race and ethnicity unknown	<input type="text"/>	<input type="text"/>	<input type="text"/>	<input type="text"/>	<input type="text"/>	<input type="text"/>	0
<b>Total women</b>	<b>1</b>	<b>19</b>	<b>0</b>	<b>3</b>	<b>0</b>	<b>0</b>	<b>23</b>
<b>Total (men+women)</b>	<b>1</b>	<b>31</b>	<b>0</b>	<b>5</b>	<b>0</b>	<b>0</b>	<b>37</b>
Total from prior year							

Institution: University of Puerto Rico-Cayey (243151)

User ID: P2431511

**Part A1 - Full-time Instructional Staff by Academic Rank and Tenure Status -  
Indefinite duration contract**

**Number of Full-time Instructional Staff  
With Faculty Status  
Not on Tenure Track - Indefinite duration contract**

**As of November 1, 2017**

- Report Hispanic/Latino individuals of any race as Hispanic/Latino
- Report race for non-Hispanic/Latino individuals only
- Include both Primarily Instruction and Instruction Combined with Research and/or Public Service

**Men**

Gender and race/ethnicity	Academic Rank					No academic rank	Total
	Professors	Associate professors	Assistant professors	Instructors	Lecturers		
<u>Nonresident alien</u>	<input type="text"/>	<input type="text"/>	<input type="text"/>	<input type="text"/>	<input type="text"/>	<input type="text"/>	0
<u>Hispanic/Latino</u>	<input type="text" value="0"/>	<input type="text" value="0"/>	<input type="text" value="0"/>	<input type="text" value="0"/>	<input type="text" value="0"/>	<input type="text" value="0"/>	0
<u>American Indian or Alaska Native</u>	<input type="text"/>	<input type="text"/>	<input type="text"/>	<input type="text"/>	<input type="text"/>	<input type="text"/>	0
<u>Asian</u>	<input type="text"/>	<input type="text"/>	<input type="text"/>	<input type="text"/>	<input type="text"/>	<input type="text"/>	0
<u>Black or African American</u>	<input type="text"/>	<input type="text"/>	<input type="text"/>	<input type="text"/>	<input type="text"/>	<input type="text"/>	0
<u>Native Hawaiian or Other Pacific Islander</u>	<input type="text"/>	<input type="text"/>	<input type="text"/>	<input type="text"/>	<input type="text"/>	<input type="text"/>	0
<u>White</u>	<input type="text"/>	<input type="text"/>	<input type="text"/>	<input type="text"/>	<input type="text"/>	<input type="text"/>	0
Two or more races	<input type="text"/>	<input type="text"/>	<input type="text"/>	<input type="text"/>	<input type="text"/>	<input type="text"/>	0
<u>Race and ethnicity unknown</u>	<input type="text"/>	<input type="text"/>	<input type="text"/>	<input type="text"/>	<input type="text"/>	<input type="text"/>	0
<b>Total men</b>	0	0	0	0	0	0	0

**Women**

Gender and race/ethnicity	Academic Rank					No academic rank	Total
		Associate	Assistant				

	Professors	Associate professors	Assistant professors	Instructors	Lecturers	Other	
Nonresident alien	<input type="text"/>	<input type="text"/>	<input type="text"/>	<input type="text"/>	<input type="text"/>	<input type="text"/>	0
Hispanic/Latino	<input type="text" value="0"/>	<input type="text" value="0"/>	<input type="text" value="0"/>	<input type="text" value="0"/>	<input type="text" value="0"/>	<input type="text" value="0"/>	0
American Indian or Alaska Native	<input type="text"/>	<input type="text"/>	<input type="text"/>	<input type="text"/>	<input type="text"/>	<input type="text"/>	0
Asian	<input type="text"/>	<input type="text"/>	<input type="text"/>	<input type="text"/>	<input type="text"/>	<input type="text"/>	0
Black or African American	<input type="text"/>	<input type="text"/>	<input type="text"/>	<input type="text"/>	<input type="text"/>	<input type="text"/>	0
Native Hawaiian or Other Pacific Islander	<input type="text"/>	<input type="text"/>	<input type="text"/>	<input type="text"/>	<input type="text"/>	<input type="text"/>	0
White	<input type="text"/>	<input type="text"/>	<input type="text"/>	<input type="text"/>	<input type="text"/>	<input type="text"/>	0
Two or more races	<input type="text"/>	<input type="text"/>	<input type="text"/>	<input type="text"/>	<input type="text"/>	<input type="text"/>	0
Race and ethnicity unknown	<input type="text"/>	<input type="text"/>	<input type="text"/>	<input type="text"/>	<input type="text"/>	<input type="text"/>	0
<b>Total women</b>	0	0	0	0	0	0	0
<b>Total (men+women)</b>	0	0	0	0	0	0	0
Total from prior year							

Institution: University of Puerto Rico-Cayey (243151)

User ID: P2431511

**Part A1 - Full-time Instructional Staff - Without Faculty Status**

**Number of Full-time Instructional Staff  
Without Faculty Status  
As of November 1, 2017**


- Report Hispanic/Latino individuals of any race as Hispanic/Latino
- Report race for non-Hispanic/Latino individuals only
- Include both Primarily Instruction and Instruction Combined with Research and/or Public Service

**Men**

Race/ethnicity	Without Faculty Status
<u>Nonresident alien</u>	<input type="text"/>
<u>Hispanic/Latino</u>	<input type="text" value="0"/>
<u>American Indian or Alaska Native</u>	<input type="text"/>
<u>Asian</u>	<input type="text"/>
<u>Black or African American</u>	<input type="text"/>
<u>Native Hawaiian or Other Pacific Islander</u>	<input type="text"/>
<u>White</u>	<input type="text"/>
Two or more races	<input type="text"/>
<u>Race and ethnicity unknown</u>	<input type="text"/>
<b>Total men</b>	<b>0</b>

**Women**

Race/ethnicity	Without Faculty Status
Nonresident alien	<input type="text"/>
Hispanic/Latino	<input type="text" value="0"/>
American Indian or Alaska Native	<input type="text"/>
Asian	<input type="text"/>



		<input type="text"/>
Black or African American		<input type="text"/>
Native Hawaiian or Other Pacific Islander		<input type="text"/>
White		<input type="text"/>
Two or more races		<input type="text"/>
Race and ethnicity unknown		<input type="text"/>
<b>Total women</b>		<b>0</b>
<b>Total (men+women)</b>		<b>0</b> 
Total from prior year		<b>1</b>

Institution: University of Puerto Rico-Cayey (243151)

User ID: P2431511

**Part A2 - Full-time Instructional Staff by Function****Number of Full-time Instructional Staff****As of November 1, 2017**

- Report Primarily Instruction and Instruction Combined with Research and/or Public Service separately, as indicated below

	With <u>Faculty Status</u>						Without Faculty Status	Total
	<u>Tenured</u>	<u>On Tenure Track</u>	<u>Not on Tenure Track</u>					
			<u>Multi-year</u>	<u>Annual contract</u>	<u>Less-than-annual contract</u>	<u>Indefinite duration (continuing or at-will)</u>		
<u>Instructional staff</u>	74	28	0	0	37	0	0	139
Total carried forward from previous screens	74	28	0	0	37	0	0	139
<u>Primarily Instruction</u>	74	28	0	0	37	0	0	139
 Exclusively credit	<input type="text" value="74"/>	<input type="text" value="28"/>	<input type="text" value="0"/>	<input type="text" value="0"/>	<input type="text" value="37"/>	<input type="text" value="0"/>	<input type="text" value="0"/>	139
 Exclusively not-for-credit	<input type="text"/>	<input type="text"/>	<input type="text"/>	<input type="text"/>	<input type="text"/>	<input type="text"/>	<input type="text"/>	0
Combined credit/not-for-credit	<input type="text"/>	<input type="text"/>	<input type="text"/>	<input type="text"/>	<input type="text"/>	<input type="text"/>	<input type="text"/>	0
<u>Instruction/research/public service staff</u>	<input type="text"/>	<input type="text"/>	<input type="text"/>	<input type="text"/>	<input type="text"/>	<input type="text"/>	<input type="text"/>	0

Institution: University of Puerto Rico-Cayey (243151)

User ID: P2431511

**Part A3 - Full-time Instructional Staff - Totals****Total number of Full-time Instructional Staff****As of November 1, 2017**

Race/ethnicity	Total men	Total women	Total (men+women)
Nonresident alien	0	0	0
Hispanic/Latino	68	71	139
American Indian or Alaska Native	0	0	0
Asian	0	0	0
Black or African American	0	0	0
Native Hawaiian or Other Pacific Islander	0	0	0
White	0	0	0
Two or more races	0	0	0
Race and ethnicity unknown	0	0	0
<b>Total</b>	68	71	139
Total from prior year			<b>144</b>

Institution: University of Puerto Rico-Cayey (243151)

User ID: P2431511

**Part B1 - Full-time Non-instructional Staff by Occupational Category****Number of Full-time Non-instructional Staff  
by Occupational Category**

As of November 1, 2017

- Report Hispanic/Latino individuals of any race as Hispanic/Latino
- Report race for non-Hispanic/Latino individuals only

**Men**

Race/ethnicity	<u>Instructional Staff</u> (carried forward from Part A)	<u>Research staff</u>	<u>Public Service staff</u>
<u>Nonresident alien</u>	0	<input type="text"/>	<input type="text"/>
<u>Hispanic/Latino</u>	68	<input type="text" value="2"/>	<input type="text" value="0"/>
<u>American Indian or Alaska Native</u>	0	<input type="text"/>	<input type="text"/>
<u>Asian</u>	0	<input type="text"/>	<input type="text"/>
<u>Black or African American</u>	0	<input type="text"/>	<input type="text"/>
<u>Native Hawaiian or Other Pacific Islander</u>	0	<input type="text"/>	<input type="text"/>
<u>White</u>	0	<input type="text"/>	<input type="text"/>
Two or more races	0	<input type="text"/>	<input type="text"/>
<u>Race and ethnicity unknown</u>	0	<input type="text"/>	<input type="text"/>
<b>Total men</b>	68	2	0

**Women**

Race/ethnicity	<u>Instructional Staff</u> (carried forward from Part A)	<u>Research staff</u>	<u>Public Service staff</u>
Nonresident alien	0	<input type="text"/>	<input type="text"/>
Hispanic/Latino	71	<input type="text" value="1"/>	<input type="text" value="0"/>



American Indian or Alaska Native	0	<input type="text"/>	<input type="text"/>
Asian	0	<input type="text"/>	<input type="text"/>
Black or African American	0	<input type="text"/>	<input type="text"/>
Native Hawaiian or Other Pacific Islander	0	<input type="text"/>	<input type="text"/>
White	0	<input type="text"/>	<input type="text"/>
Two or more races	0	<input type="text"/>	<input type="text"/>
Race and ethnicity unknown	0	<input type="text"/>	<input type="text"/>
<b>Total women</b>	71	1	0
<b>Total (men+women)</b>	139	3	0
Total from prior year	144	5	

Institution: University of Puerto Rico-Cayey (243151)

User ID: P2431511

**Part B1 - Full-time Non-instructional Staff by Occupational Category****Number of Full-time Non-instructional Staff  
by Occupational Category**

As of November 1, 2017

- Report Hispanic/Latino individuals of any race as Hispanic/Latino
- Report race for non-Hispanic/Latino individuals only

**Men**

Race/ethnicity	<u>Archivists, Curators, and Museum Technicians</u> 25-4010	<u>Librarians</u> 25-4020	<u>Library Technicians</u> 25-4030	<u>Student and Academic Affairs and Other Education Services Occupations</u> 25-2000 + 25-3000 + 25-9000
<u>Nonresident alien</u>	<input type="text"/>	<input type="text"/>	<input type="text"/>	<input type="text"/>
<u>Hispanic/Latino</u>	<input type="text" value="0"/>	<input type="text" value="4"/>	<input type="text" value="4"/>	<input type="text" value="7"/>
<u>American Indian or Alaska Native</u>	<input type="text"/>	<input type="text"/>	<input type="text"/>	<input type="text"/>
<u>Asian</u>	<input type="text"/>	<input type="text"/>	<input type="text"/>	<input type="text"/>
<u>Black or African American</u>	<input type="text"/>	<input type="text"/>	<input type="text"/>	<input type="text"/>
<u>Native Hawaiian or Other Pacific Islander</u>	<input type="text"/>	<input type="text"/>	<input type="text"/>	<input type="text"/>
<u>White</u>	<input type="text"/>	<input type="text"/>	<input type="text"/>	<input type="text"/>
Two or more races	<input type="text"/>	<input type="text"/>	<input type="text"/>	<input type="text"/>
<u>Race and ethnicity unknown</u>	<input type="text"/>	<input type="text"/>	<input type="text"/>	<input type="text"/>
<b>Total men</b>	0	4	4	7

**Women**

Race/ethnicity	<u>Archivists, Curators, and Museum Technicians</u> 25-4010	<u>Librarians</u> 25-4020	<u>Library Technicians</u> 25-4030	<u>Student and Academic Affairs and Other Education Services Occupations</u> 25-2000 + 25-3000 + 25-9000
<u>Nonresident alien</u>	<input type="text"/>	<input type="text"/>	<input type="text"/>	<input type="text"/>

Hispanic/Latino	<input type="text" value="2"/>	<input type="text" value="3"/>	<input type="text" value="6"/>	<input type="text" value="15"/>
American Indian or Alaska Native	<input type="text"/>	<input type="text"/>	<input type="text"/>	<input type="text"/>
Asian	<input type="text"/>	<input type="text"/>	<input type="text"/>	<input type="text"/>
Black or African American	<input type="text"/>	<input type="text"/>	<input type="text"/>	<input type="text"/>
Native Hawaiian or Other Pacific Islander	<input type="text"/>	<input type="text"/>	<input type="text"/>	<input type="text"/>
White	<input type="text"/>	<input type="text"/>	<input type="text"/>	<input type="text"/>
Two or more races	<input type="text"/>	<input type="text"/>	<input type="text"/>	<input type="text"/>
Race and ethnicity unknown	<input type="text"/>	<input type="text"/>	<input type="text"/>	<input type="text"/>
<b>Total women</b>	<b>2</b>	<b>3</b>	<b>6</b>	<b>15</b>
<b>Total (men+women)</b>	<b>2</b>	<b>7</b>	<b>10</b>	<b>22</b>
Total from prior year	<b>2</b>	<b>7</b>	<b>10</b>	<b>7</b>

Institution: University of Puerto Rico-Cayey (243151)

User ID: P2431511

**Part B1 - Full-time Non-instructional Staff by Occupational Category**

**Number of Full-time Non-instructional Staff  
by Occupational Category**

As of November 1, 2017

- Report Hispanic/Latino individuals of any race as Hispanic/Latino
- Report race for non-Hispanic/Latino individuals only

**Men**

Race/ethnicity	<u>Management Occupations</u> 11-0000	<u>Business and Financial Operations Occupations</u> 13-0000	<u>Computer, Engineering, and Science Occupations</u> 15-0000 + 17-0000 + 19-0000	<u>Community, Social Service, Legal, Arts, Design, Entertainment, Sports, and Media Occupations</u> 21-0000 + 23-0000 + 27-0000	<u>Healthcare Practitioners and Technical Occupations</u> 29-0000
<u>Nonresident alien</u>	<input type="text"/>	<input type="text"/>	<input type="text"/>	<input type="text"/>	<input type="text"/>
<u>Hispanic/Latino</u>	<input type="text" value="13"/>	<input type="text" value="5"/>	<input type="text" value="13"/>	<input type="text" value="3"/>	<input type="text" value="0"/>
<u>American Indian or Alaska Native</u>	<input type="text"/>	<input type="text"/>	<input type="text"/>	<input type="text"/>	<input type="text"/>
<u>Asian</u>	<input type="text"/>	<input type="text"/>	<input type="text"/>	<input type="text"/>	<input type="text"/>
<u>Black or African American</u>	<input type="text"/>	<input type="text"/>	<input type="text"/>	<input type="text"/>	<input type="text"/>
<u>Native Hawaiian or Other Pacific Islander</u>	<input type="text"/>	<input type="text"/>	<input type="text"/>	<input type="text"/>	<input type="text"/>
<u>White</u>	<input type="text"/>	<input type="text"/>	<input type="text"/>	<input type="text"/>	<input type="text"/>
<u>Two or more races</u>	<input type="text"/>	<input type="text"/>	<input type="text"/>	<input type="text"/>	<input type="text"/>
<u>Race and ethnicity, unknown</u>	<input type="text"/>	<input type="text"/>	<input type="text"/>	<input type="text"/>	<input type="text"/>
<b>Total</b>	<b>13</b>	<b>5</b>	<b>13</b>	<b>3</b>	<b>0</b>

<b>Total men</b>	13	5	13	5	0
<b>Women</b>					
Race/ethnicity	<u>Management Occupations</u> 11-0000	<u>Business and Financial Operations Occupations</u> 13-0000	<u>Computer, Engineering, and Science Occupations</u> 15-0000 + 17-0000 + 19-0000	<u>Community, Social Service, Legal, Arts, Design, Entertainment, Sports, and Media Occupations</u> 21-0000 + 23-0000 + 27-0000	<u>Healthcare Practitioners and Technical Occupations</u> 29-0000
Nonresident alien	<input type="text"/>	<input type="text"/>	<input type="text"/>	<input type="text"/>	<input type="text"/>
Hispanic/Latino	<input type="text" value="14"/>	<input type="text" value="10"/>	<input type="text" value="13"/>	<input type="text" value="2"/>	<input type="text" value="2"/>
American Indian or Alaska Native	<input type="text"/>	<input type="text"/>	<input type="text"/>	<input type="text"/>	<input type="text"/>
Asian	<input type="text"/>	<input type="text"/>	<input type="text"/>	<input type="text"/>	<input type="text"/>
Black or African American	<input type="text"/>	<input type="text"/>	<input type="text"/>	<input type="text"/>	<input type="text"/>
Native Hawaiian or Other Pacific Islander	<input type="text"/>	<input type="text"/>	<input type="text"/>	<input type="text"/>	<input type="text"/>
White	<input type="text"/>	<input type="text"/>	<input type="text"/>	<input type="text"/>	<input type="text"/>
Two or more races	<input type="text"/>	<input type="text"/>	<input type="text"/>	<input type="text"/>	<input type="text"/>
Race and ethnicity unknown	<input type="text"/>	<input type="text"/>	<input type="text"/>	<input type="text"/>	<input type="text"/>
<b>Total women</b>	14	10	13	2	2
<b>Total (men+women)</b>	27	15	26	5	2
Total from prior year	27	17	33	9	2

Institution: University of Puerto Rico-Cayey (243151)

User ID: P2431511

**Part B1 - Full-time Non-instructional Staff by Occupational Category**

**Number of Full-time Non-instructional Staff  
by Occupational Category**

As of November 1, 2017

- Report Hispanic/Latino individuals of any race as Hispanic/Latino
- Report race for non-Hispanic/Latino individuals only

**Men**

Race/ethnicity	<u>Service Occupations</u> 31-0000 + 33-0000 + 35-0000 + 37-0000 + 39-0000	<u>Sales and Related Occupations</u> 41-0000	<u>Office and Administrative Support Occupations</u> 43-0000	<u>Natural Resources, Construction, and Maintenance Occupations</u> 45-0000 + 47-0000 + 49-0000	<u>Production, Transportation, and Material Moving Occupations</u> 51-0000 + 53-0000	Grand Total (All full-time staff)
<u>Nonresident alien</u>	<input type="text"/>	<input type="text"/>	<input type="text"/>	<input type="text"/>	<input type="text"/>	0
<u>Hispanic/Latino</u>	<input type="text" value="45"/>	<input type="text" value="0"/>	<input type="text" value="10"/>	<input type="text" value="52"/>	<input type="text" value="10"/>	236
<u>American Indian or Alaska Native</u>	<input type="text"/>	<input type="text"/>	<input type="text"/>	<input type="text"/>	<input type="text"/>	0
<u>Asian</u>	<input type="text"/>	<input type="text"/>	<input type="text"/>	<input type="text"/>	<input type="text"/>	0
<u>Black or African American</u>	<input type="text"/>	<input type="text"/>	<input type="text"/>	<input type="text"/>	<input type="text"/>	0
<u>Native Hawaiian or Other Pacific Islander</u>	<input type="text"/>	<input type="text"/>	<input type="text"/>	<input type="text"/>	<input type="text"/>	0
<u>White</u>	<input type="text"/>	<input type="text"/>	<input type="text"/>	<input type="text"/>	<input type="text"/>	0
<u>Two or more races</u>	<input type="text"/>	<input type="text"/>	<input type="text"/>	<input type="text"/>	<input type="text"/>	0
<u>Race and ethnicity, unknown</u>	<input type="text"/>	<input type="text"/>	<input type="text"/>	<input type="text"/>	<input type="text"/>	0
<b>Total</b>	<b>45</b>	<b>0</b>	<b>10</b>	<b>52</b>	<b>10</b>	<b>236</b>

<b>Women</b>						
Race/ethnicity	<u>Service Occupations</u> 31-0000 + 33-0000 + 35-0000 + 37-0000 + 39-0000	<u>Sales and Related Occupations</u> 41-0000	<u>Office and Administrative Support Occupations</u> 43-0000	<u>Natural Resources, Construction, and Maintenance Occupations</u> 45-0000 + 47-0000 + 49-0000	<u>Production, Transportation, and Material Moving Occupations</u> 51-0000 + 53-0000	Grand Total (All full-time staff)
Nonresident alien	<input type="text"/>	<input type="text"/>	<input type="text"/>	<input type="text"/>	<input type="text"/>	0
Hispanic/Latino	<input type="text" value="3"/>	<input type="text" value="0"/>	<input type="text" value="72"/>	<input type="text" value="4"/>	<input type="text" value="1"/>	219
American Indian or Alaska Native	<input type="text"/>	<input type="text"/>	<input type="text"/>	<input type="text"/>	<input type="text"/>	0
Asian	<input type="text"/>	<input type="text"/>	<input type="text"/>	<input type="text"/>	<input type="text"/>	0
Black or African American	<input type="text"/>	<input type="text"/>	<input type="text"/>	<input type="text"/>	<input type="text"/>	0
Native Hawaiian or Other Pacific Islander	<input type="text"/>	<input type="text"/>	<input type="text"/>	<input type="text"/>	<input type="text"/>	0
White	<input type="text"/>	<input type="text"/>	<input type="text"/>	<input type="text"/>	<input type="text"/>	0
Two or more races	<input type="text"/>	<input type="text"/>	<input type="text"/>	<input type="text"/>	<input type="text"/>	0
Race and ethnicity unknown	<input type="text"/>	<input type="text"/>	<input type="text"/>	<input type="text"/>	<input type="text"/>	0
<b>Total women</b>	<b>3</b>	<b>0</b>	<b>72</b>	<b>4</b>	<b>1</b>	<b>219</b>
<b>Total (men+women)</b>	<b>48</b>	<b>0</b>	<b>82</b>	<b>56</b>	<b>11</b>	<b>455</b>
Total from prior year	<b>53</b>		<b>91</b>	<b>56</b>	<b>11</b>	<b>474</b>

Institution: University of Puerto Rico-Cayey (243151)

User ID: P2431511

**Part B2 - Full-time Non-instructional Staff by Occupational Category and Tenure Status****Number of Full-time Non-instructional Staff****As of November 1, 2017**

Occupational category	With <u>Faculty Status</u>						Without Faculty Status	Total
	<u>Tenured</u>	<u>On Tenure Track</u>	<u>Not on Tenure Track</u>					
			<u>Multi-year</u>	<u>Annual contract</u>	<u>Less-than-annual contract</u>	<u>Indefinite duration (continuing or at-will)</u>		
<u>Research staff</u>	3	0	0	0	0	0	0	3
<u>Public Service staff</u>	0	0	0	0	0	0	0	0
<u>Archivists, Curators, and Museum Technicians</u> 25-4010	0	0	0	0	0	0	2	2
<u>Librarians</u> 25-4020	7	0	0	0	0	0	0	7
<u>Library Technicians</u> 25-4030	0	0	0	0	0	0	10	10
<u>Student and Academic Affairs and Other Education Services Occupations</u> 25-2000 + 25-3000 + 25-9000	0	0	0	0	0	0	22	22
<u>Management Occupations</u> 11-0000	0	0	0	0	0	0	27	27
<u>Business and Financial Operations Occupations</u> 13-0000	0	0	0	0	0	0	15	15
<u>Computer, Engineering, and Science Occupations</u> 15-0000 + 17-0000 + 19-0000	0	0	0	0	0	0	26	26
<u>Community Social Service</u>	0	0	0	0	0	0	5	5



<u>Community, Social Services, Legal, Arts, Design, Entertainment, Sports, and Media Occupations</u> 21-0000 + 23-0000 + 27-0000	0	0	0	0	0	0	5	5
<u>Healthcare Practitioners and Technical Occupations</u> 29-0000	0	0	0	0	0	0	2	2
<b>Total</b>	10	0	0	0	0	0	109	119
<b>Total from prior year</b>	<b>5</b>						<b>114</b>	<b>119</b>

Institution: University of Puerto Rico-Cayey (243151)

User ID: P2431511

**Part C - Full-time Summary****Summary of Full-time Staff****As of November 1, 2017**

- **Data will not be generated on this screen until the relevant screens in the previous section have been completed.**

Occupational category	With Faculty Status						Without Faculty Status	Total
	Tenured	On Tenure Track	Not on Tenure Track					
			Multi-year	Annual contract	Less-than-annual contract	Indefinite duration (continuing or at-will)		
Primarily Instruction	74	28	0	0	37	0	0	139
Exclusively credit	74	28	0	0	37	0	0	139
Exclusively not-for-credit								0
Combined credit/not-for-credit								0
Instruction/research/public service staff								0
Research staff	3	0	0	0	0	0	0	3
Public Service staff	0	0	0	0	0	0	0	0
Archivists, Curators, and Museum Technicians 25-4010	0	0	0	0	0	0	2	2
Librarians 25-4020	7	0	0	0	0	0	0	7
Library Technicians 25-4030	0	0	0	0	0	0	10	10
Student and Academic Affairs and Other Education Services Occupations 25-2000 + 25-3000 + 25-9000	0	0	0	0	0	0	22	22
Management Occupations 11-0000	0	0	0	0	0	0	27	27
Business and Financial Operations Occupations 13-0000	0	0	0	0	0	0	15	15
Computer, Engineering, and Science Occupations 15-0000 + 17-0000 + 19-0000	0	0	0	0	0	0	26	26

15-0000 + 17-0000 + 19-0000									
Community, Social Service, Legal, Arts, Design, Entertainment, Sports, and Media Occupations 21-0000 + 23-0000 + 27-0000	0	0	0	0	0	0	0	5	5
Healthcare Practitioners and Technical Occupations 29-0000	0	0	0	0	0	0	0	2	2
Service Occupations 31-0000 + 33-0000 + 35-0000 + 37-0000 + 39-0000									48
Sales and Related Occupations 41-0000									0
Office and Administrative Support Occupations 43-0000									82
Natural Resources, Construction, and Maintenance Occupations 45-0000 + 47-0000 + 49-0000									56
Production, Transportation, and Material Moving Occupations 51-0000 + 53-0000									11
<b>Total</b>									<b>455</b>

Institution: University of Puerto Rico-Cayey (243151)

User ID: P2431511

**Part G1 - Salaries Worksheet**

**Number of Full-time Instructional Staff  
For Calculation of Total Number of Months**

**Annual Salary, 2017-18**

- Report the number of instructional staff based on the number of months to be worked
- Months reported should correspond with the number of months that staff worked (which may differ from the number of months over which they are paid)
- Include **ONLY** full-time instructional staff
- Include instructional staff *with* faculty status and *without* faculty status
- Include instructional staff regardless of tenure status

Gender and academic rank	Months worked					Total Staff	Total staff for salary reporting
	12 months	11 months	10 months	9 months	< 9 months		
<b>Men</b>							
Professors	<input type="text"/>	<input type="text"/>	<input type="text" value="22"/>	<input type="text"/>	<input type="text"/>	22	22
Associate professors	<input type="text"/>	<input type="text"/>	<input type="text" value="35"/>	<input type="text"/>	<input type="text"/>	35	35
Assistant professors	<input type="text"/>	<input type="text"/>	<input type="text" value="8"/>	<input type="text"/>	<input type="text"/>	8	8
Instructors	<input type="text"/>	<input type="text"/>	<input type="text" value="3"/>	<input type="text"/>	<input type="text"/>	3	3
Lecturers	<input type="text"/>	<input type="text"/>	<input type="text" value="0"/>	<input type="text"/>	<input type="text"/>	0	0
No academic rank	<input type="text"/>	<input type="text"/>	<input type="text" value="0"/>	<input type="text"/>	<input type="text"/>	0	0
<b>Total men</b>	0	0	68	0	0	68	68
Total men full-time instructional staff from Part A						68	
<b>Women</b>							
Professors	<input type="text"/>	<input type="text"/>	<input type="text" value="22"/>	<input type="text"/>	<input type="text"/>	22	22
Associate professors	<input type="text"/>	<input type="text"/>	<input type="text" value="39"/>	<input type="text"/>	<input type="text"/>	39	39
Assistant professors	<input type="text"/>	<input type="text"/>	<input type="text" value="6"/>	<input type="text"/>	<input type="text"/>	6	6
Instructors	<input type="text"/>	<input type="text"/>	<input type="text" value="4"/>	<input type="text"/>	<input type="text"/>	4	4
Lecturers	<input type="text"/>	<input type="text"/>	<input type="text" value="0"/>	<input type="text"/>	<input type="text"/>	0	0

0	0	0	0	0	0	0	0
No academic rank			0			0	0
<b>Total women</b>	0	0	71	0	0	71	71
Total women full-time instructional staff from Part A						71	
<b>Total (men + women)</b>	0	0	139	0	0	139	139
Total (men +women) full-time instructional staff from Part A						139	

**Part G2 - Salary Outlays for Instructional Staff**

**Salary Outlays  
for Full-time Instructional Staff  
Annual Salary Outlays, 2017-18**

- Report the **TOTAL ANNUAL** salary outlays for the full-time instructional staff reported in the 12 months, 11 months, 10 months, and 9 months columns on the previous screen, Part G1 – Salaries Worksheet
- Using the **TOTAL ANNUAL** salary outlays data provided, the system will calculate the Equated 9 months by academic rank and gender.

Gender and academic rank	Total staff for salary reporting (from Part G, screen 1)	Salary Outlays				
		12 months	11 months	10 months	9 months	Equated 9 months
<b>Men</b>						
Professors	22	<input type="text"/>	<input type="text"/>	1,718,112	<input type="text"/>	1,546,301
Associate professors	35	<input type="text"/>	<input type="text"/>	1,405,375	<input type="text"/>	1,264,838
Assistant professors	8	<input type="text"/>	<input type="text"/>	1,255,296	<input type="text"/>	1,129,766
Instructors	3	<input type="text"/>	<input type="text"/>	134,376	<input type="text"/>	120,938
Lecturers	0	<input type="text"/>	<input type="text"/>	0	<input type="text"/>	0
No academic rank	0	<input type="text"/>	<input type="text"/>	0	<input type="text"/>	0
<b>Total men</b>	<b>68</b>	<b>0</b>	<b>0</b>	<b>4,513,159</b>	<b>0</b>	<b>4,061,843</b>
<b>Women</b>						
Professors	22	<input type="text"/>	<input type="text"/>	1,726,872	<input type="text"/>	1,554,185
Associate professors	39	<input type="text"/>	<input type="text"/>	1,737,825	<input type="text"/>	1,564,043
Assistant	6	<input type="text"/>	<input type="text"/>	0	<input type="text"/>	826,351

Assistant professors	0			910,100		920,000
Instructors	4			176,022		158,420
Lecturers	0			0		0
No academic rank	0			0		0
<b>Total women</b>	<b>71</b>	<b>0</b>	<b>0</b>	<b>4,558,887</b>	<b>0</b>	<b>4,102,998</b>
<b>Total (men + women)</b>	<b>139</b>	<b>0</b>	<b>0</b>	<b>9,072,046</b>	<b>0</b>	<b>8,164,841</b>

Institution: University of Puerto Rico-Cayey (243151)

User ID: P2431511

**Part G3 - Average Salaries for Instructional Staff by Academic Rank****Average Salary by academic rank  
for Full-time Instructional Staff****Annual Average Salaries, 2017-18**



Gender and academic rank	Total staff for salary reporting (from Part G, screen 1)	Annual Average Salaries				
		12 months	11 months	10 months	9 months	? Equated 9 months
<b>Men</b>						
Professors	22			78,096		70,286
Associate professors	35			40,154		36,138
Assistant professors	8			156,912		141,221
Instructors	3			44,792		40,313
Lecturers	0					
No academic rank	0					
<b>Total men</b>	<b>68</b>			<b>66,370</b>		<b>59,733</b>
<b>Women</b>						
Professors	22			78,494		70,645
Associate professors	39			44,560		40,104
Assistant professors	6			153,028		137,725
Instructors	4			44,006		39,605
Lecturers	0					
No academic rank	0					
<b>Total women</b>	<b>71</b>			<b>64,210</b>		<b>57,789</b>
<b>Total (men + women)</b>	<b>139</b>			<b>65,267</b>		<b>58,740</b>



Institution: University of Puerto Rico-Cayey (243151)

User ID: P2431511

**Part G4 - Salary Outlays for Non-instructional Staff**

Salary Outlays for <u>Full-time</u> Non-instructional Staff  Annual Salary Outlays, 2017-18		
Occupational category	 Number of full-time staff (carried forward from the Part B - FT, non-instructional staff screens)	 Total annual salary outlays
<u>Research staff</u>	3	198,972
<u>Public Service staff</u>	0	0
<u>Library and Student and Academic Affairs and Other Education Services Occupations</u> 25-4000 + 25-2000 + 25-3000 + 25-9000	41	1,097,028
<u>Management Occupations</u> 11-0000	27	1,266,692
<u>Business and Financial Operations Occupations</u> 13-0000	15	542,040
<u>Computer, Engineering, and Science Occupations</u> 15-0000 + 17-0000 + 19-0000	26	967,140
<u>Community, Social Service, Legal, Arts, Design, Entertainment, Sports, and Media Occupations</u> 21-0000 + 23-0000 + 27-0000	5	164,100
<u>Healthcare Practitioners and Technical Occupations</u> 29-0000	2	60,780
<u>Service Occupations</u> 31-0000 + 33-0000 + 35-0000 + 37-0000 + 39-0000	48	1,499,760
<u>Sales and Related Occupations</u> 41-0000	0	0
<u>Office and Administrative Support Occupations</u> 43-0000	82	2,762,406
<u>Natural Resources, Construction, and Maintenance Occupations</u> 45-0000 + 47-0000 + 49-0000	56	1,448,520
<u>Production, Transportation, and Material Moving Occupations</u> 51-0000 + 53-0000	11	269,820



Institution: University of Puerto Rico-Cayey (243151)

User ID: P2431511

**Part D - Part-time Staff by Occupational Category****Number of Part-time Staff by Occupational Category****As of November 1, 2017**


- Report Hispanic/Latino individuals of any race as Hispanic/Latino
- Report race for non-Hispanic/Latino individuals only

**Men**

Race/ethnicity	<u>Instructional staff</u>	<u>Research staff</u>	<u>Public Service staff</u>
<u>Nonresident alien</u>	<input type="text"/>	<input type="text"/>	<input type="text"/>
<u>Hispanic/Latino</u>	12	0	0
<u>American Indian or Alaska Native</u>	<input type="text"/>	<input type="text"/>	<input type="text"/>
<u>Asian</u>	<input type="text"/>	<input type="text"/>	<input type="text"/>
<u>Black or African American</u>	<input type="text"/>	<input type="text"/>	<input type="text"/>
<u>Native Hawaiian or Other Pacific Islander</u>	<input type="text"/>	<input type="text"/>	<input type="text"/>
<u>White</u>	<input type="text"/>	<input type="text"/>	<input type="text"/>
Two or more races	<input type="text"/>	<input type="text"/>	<input type="text"/>
<u>Race and ethnicity unknown</u>	<input type="text"/>	<input type="text"/>	<input type="text"/>
<b>Total men</b>	12	0	0

**Women**

Race/ethnicity	<u>Instructional staff</u>	<u>Research staff</u>	<u>Public Service staff</u>
Nonresident alien	<input type="text"/>	<input type="text"/>	<input type="text"/>
Hispanic/Latino	13	0	0
American Indian or Alaska Native	<input type="text"/>	<input type="text"/>	<input type="text"/>
Asian	<input type="text"/>	<input type="text"/>	<input type="text"/>
Black or African American	<input type="text"/>	<input type="text"/>	<input type="text"/>

Black or African American	<input type="text"/>	<input type="text"/>	<input type="text"/>
Native Hawaiian or Other Pacific Islander	<input type="text"/>	<input type="text"/>	<input type="text"/>
White	<input type="text"/>	<input type="text"/>	<input type="text"/>
Two or more races	<input type="text"/>	<input type="text"/>	<input type="text"/>
Race and ethnicity unknown	<input type="text"/>	<input type="text"/>	<input type="text"/>
<b>Total women</b>	13	0	0
<b>Total (men+women)</b>	 25	0	0
Total from prior year	70		

Institution: University of Puerto Rico-Cayey (243151)

User ID: P2431511

**Part D - Part-time Staff by Occupational Category****Number of Part-time Staff by Occupational Category****As of November 1, 2017**

- Report Hispanic/Latino individuals of any race as Hispanic/Latino
- Report race for non-Hispanic/Latino individuals only

**Men**

Race/ethnicity	<u>Archivists, Curators, and Museum Technicians</u> 25-4010	<u>Librarians</u> 25-4020	<u>Library Technicians</u> 25-4030	<u>Student and Academic Affairs and Other Education Services Occupations</u> 25-2000 + 25-3000 + 25-9000	<u>Library and Student and Academic Affairs and Other Education Services Occupations</u>
<u>Nonresident alien</u>	<input type="text"/>	<input type="text"/>	<input type="text"/>	<input type="text"/>	0
<u>Hispanic/Latino</u>	<input type="text" value="0"/>	<input type="text" value="0"/>	<input type="text" value="0"/>	<input type="text" value="0"/>	0
<u>American Indian or Alaska Native</u>	<input type="text"/>	<input type="text"/>	<input type="text"/>	<input type="text"/>	0
<u>Asian</u>	<input type="text"/>	<input type="text"/>	<input type="text"/>	<input type="text"/>	0
<u>Black or African American</u>	<input type="text"/>	<input type="text"/>	<input type="text"/>	<input type="text"/>	0
<u>Native Hawaiian or Other Pacific Islander</u>	<input type="text"/>	<input type="text"/>	<input type="text"/>	<input type="text"/>	0
<u>White</u>	<input type="text"/>	<input type="text"/>	<input type="text"/>	<input type="text"/>	0
Two or more races	<input type="text"/>	<input type="text"/>	<input type="text"/>	<input type="text"/>	0
<u>Race and ethnicity, unknown</u>	<input type="text"/>	<input type="text"/>	<input type="text"/>	<input type="text"/>	0
<b>Total men</b>	0	0	0	0	0

<b>Women</b>					
Race/ethnicity	<u>Archivists, Curators, and Museum Technicians</u> 25-4010	<u>Librarians</u> 25-4020	<u>Library Technicians</u> 25-4030	<u>Student and Academic Affairs and Other Education Services Occupations</u> 25-2000 + 25-3000 + 25-9000	<u>Library and Student and Academic Affairs and Other Education Services Occupations</u>
Nonresident alien	<input type="text"/>	<input type="text"/>	<input type="text"/>	<input type="text"/>	0
Hispanic/Latino	<input type="text" value="0"/>	<input type="text" value="0"/>	<input type="text" value="0"/>	<input type="text" value="37"/>	37
American Indian or Alaska Native	<input type="text"/>	<input type="text"/>	<input type="text"/>	<input type="text"/>	0
Asian	<input type="text"/>	<input type="text"/>	<input type="text"/>	<input type="text"/>	0
Black or African American	<input type="text"/>	<input type="text"/>	<input type="text"/>	<input type="text"/>	0
Native Hawaiian or Other Pacific Islander	<input type="text"/>	<input type="text"/>	<input type="text"/>	<input type="text"/>	0
White	<input type="text"/>	<input type="text"/>	<input type="text"/>	<input type="text"/>	0
Two or more races	<input type="text"/>	<input type="text"/>	<input type="text"/>	<input type="text"/>	0
Race and ethnicity unknown	<input type="text"/>	<input type="text"/>	<input type="text"/>	<input type="text"/>	0
<b>Total women</b>	0	0	0	37	37
<b>Total (men+women)</b>	0	0	0	37	37
Total from prior year					

Institution: University of Puerto Rico-Cayey (243151)


User ID: P2431511

**Part D - Part-time Staff by Occupational Category****Number of Part-time Staff****As of November 1, 2017**

- Report Hispanic/Latino individuals of any race as Hispanic/Latino
- Report race for non-Hispanic/Latino individuals only

**Men**

Race/ethnicity	<u>Management Occupations</u> 11-0000	<u>Business and Financial Operations Occupations</u> 13-0000	<u>Computer, Engineering, and Science Occupations</u> 15-0000 + 17-0000 + 19-0000	<u>Community, Social Service, Legal, Arts, Design, Entertainment, Sports, and Media Occupations</u> 21-0000 + 23-0000 + 27-0000	<u>Healthcare Practitioners and Technical Occupations</u> 29-0000
<u>Nonresident alien</u>	<input type="text"/>	<input type="text"/>	<input type="text"/>	<input type="text"/>	<input type="text"/>
<u>Hispanic/Latino</u>	<input type="text" value="3"/>	<input type="text" value="0"/>	<input type="text" value="1"/>	<input type="text" value="0"/>	<input type="text" value="0"/>
<u>American Indian or Alaska Native</u>	<input type="text"/>	<input type="text"/>	<input type="text"/>	<input type="text"/>	<input type="text"/>
<u>Asian</u>	<input type="text"/>	<input type="text"/>	<input type="text"/>	<input type="text"/>	<input type="text"/>
<u>Black or African American</u>	<input type="text"/>	<input type="text"/>	<input type="text"/>	<input type="text"/>	<input type="text"/>
<u>Native Hawaiian or Other Pacific Islander</u>	<input type="text"/>	<input type="text"/>	<input type="text"/>	<input type="text"/>	<input type="text"/>
<u>White</u>	<input type="text"/>	<input type="text"/>	<input type="text"/>	<input type="text"/>	<input type="text"/>
<u>Two or more races</u>	<input type="text"/>	<input type="text"/>	<input type="text"/>	<input type="text"/>	<input type="text"/>
<u>Race and ethnicity, unknown</u>	<input type="text"/>	<input type="text"/>	<input type="text"/>	<input type="text"/>	<input type="text"/>
<b>Total men</b>	<b>3</b>	<b>0</b>	<b>1</b>	<b>0</b>	<b>0</b>

<b>Women</b>					
Race/ethnicity	<u>Management Occupations</u> 11-0000	<u>Business and Financial Operations Occupations</u> 13-0000	<u>Computer, Engineering, and Science Occupations</u> 15-0000 + 17-0000 + 19-0000	<u>Community, Social Service, Legal, Arts, Design, Entertainment, Sports, and Media Occupations</u> 21-0000 + 23-0000 + 27-0000	<u>Healthcare Practitioners and Technical Occupations</u> 29-0000
Nonresident alien	<input type="text"/>	<input type="text"/>	<input type="text"/>	<input type="text"/>	<input type="text"/>
Hispanic/Latino	<input type="text" value="2"/>	<input type="text" value="0"/>	<input type="text" value="1"/>	<input type="text" value="0"/>	<input type="text" value="0"/>
American Indian or Alaska Native	<input type="text"/>	<input type="text"/>	<input type="text"/>	<input type="text"/>	<input type="text"/>
Asian	<input type="text"/>	<input type="text"/>	<input type="text"/>	<input type="text"/>	<input type="text"/>
Black or African American	<input type="text"/>	<input type="text"/>	<input type="text"/>	<input type="text"/>	<input type="text"/>
Native Hawaiian or Other Pacific Islander	<input type="text"/>	<input type="text"/>	<input type="text"/>	<input type="text"/>	<input type="text"/>
White	<input type="text"/>	<input type="text"/>	<input type="text"/>	<input type="text"/>	<input type="text"/>
Two or more races	<input type="text"/>	<input type="text"/>	<input type="text"/>	<input type="text"/>	<input type="text"/>
Race and ethnicity unknown	<input type="text"/>	<input type="text"/>	<input type="text"/>	<input type="text"/>	<input type="text"/>
<b>Total women</b>	2	0	1	0	0
<b>Total (men+women)</b>	5	0	2	 0	0
Total from prior year			1	1	



Institution: University of Puerto Rico-Cayey (243151)

User ID: P2431511

**Part D - Part-time Staff by Occupational Category****Number of Part-time Staff****As of November 1, 2017**

- Report Hispanic/Latino individuals of any race as Hispanic/Latino
- Report race for non-Hispanic/Latino individuals only

**Men**

Race/ethnicity	<u>Service Occupations</u> 31-0000 + 33-0000 + 35-0000 + 37-0000 + 39-0000	<u>Sales and Related Occupations</u> 41-0000	<u>Office and Administrative Support Occupations</u> 43-0000	<u>Natural Resources, Construction, and Maintenance Occupations</u> 45-0000 + 47-0000 + 49-0000	<u>Production, Transportation, and Material Moving Occupations</u> 51-0000 + 53-0000	Grand Total (All part-time staff)
<u>Nonresident alien</u>	<input type="text"/>	<input type="text"/>	<input type="text"/>	<input type="text"/>	<input type="text"/>	0
<u>Hispanic/Latino</u>	<input type="text" value="7"/>	<input type="text" value="0"/>	<input type="text" value="0"/>	<input type="text" value="0"/>	<input type="text" value="0"/>	23
<u>American Indian or Alaska Native</u>	<input type="text"/>	<input type="text"/>	<input type="text"/>	<input type="text"/>	<input type="text"/>	0
<u>Asian</u>	<input type="text"/>	<input type="text"/>	<input type="text"/>	<input type="text"/>	<input type="text"/>	0
<u>Black or African American</u>	<input type="text"/>	<input type="text"/>	<input type="text"/>	<input type="text"/>	<input type="text"/>	0
<u>Native Hawaiian or Other Pacific Islander</u>	<input type="text"/>	<input type="text"/>	<input type="text"/>	<input type="text"/>	<input type="text"/>	0
<u>White</u>	<input type="text"/>	<input type="text"/>	<input type="text"/>	<input type="text"/>	<input type="text"/>	0
Two or more races	<input type="text"/>	<input type="text"/>	<input type="text"/>	<input type="text"/>	<input type="text"/>	0
<u>Race and ethnicity, unknown</u>	<input type="text"/>	<input type="text"/>	<input type="text"/>	<input type="text"/>	<input type="text"/>	0
<b>Total men</b>	<b>7</b>	<b>0</b>	<b>0</b>	<b>0</b>	<b>0</b>	<b>23</b>


<b>Women</b>						
Race/ethnicity	<u>Service Occupations</u> 31-0000 + 33-0000 + 35-0000 + 37-0000 + 39-0000	<u>Sales and Related Occupations</u> 41-0000	<u>Office and Administrative Support Occupations</u> 43-0000	<u>Natural Resources, Construction, and Maintenance Occupations</u> 45-0000 + 47-0000 + 49-0000	<u>Production, Transportation, and Material Moving Occupations</u> 51-0000 + 53-0000	Grand Total (All part-time staff)
Nonresident alien	<input type="text"/>	<input type="text"/>	<input type="text"/>	<input type="text"/>	<input type="text"/>	0
Hispanic/Latino	<input type="text" value="0"/>	<input type="text" value="0"/>	<input type="text" value="1"/>	<input type="text" value="0"/>	<input type="text" value="0"/>	54
American Indian or Alaska Native	<input type="text"/>	<input type="text"/>	<input type="text"/>	<input type="text"/>	<input type="text"/>	0
Asian	<input type="text"/>	<input type="text"/>	<input type="text"/>	<input type="text"/>	<input type="text"/>	0
Black or African American	<input type="text"/>	<input type="text"/>	<input type="text"/>	<input type="text"/>	<input type="text"/>	0
Native Hawaiian or Other Pacific Islander	<input type="text"/>	<input type="text"/>	<input type="text"/>	<input type="text"/>	<input type="text"/>	0
White	<input type="text"/>	<input type="text"/>	<input type="text"/>	<input type="text"/>	<input type="text"/>	0
Two or more races	<input type="text"/>	<input type="text"/>	<input type="text"/>	<input type="text"/>	<input type="text"/>	0
Race and ethnicity unknown	<input type="text"/>	<input type="text"/>	<input type="text"/>	<input type="text"/>	<input type="text"/>	0
<b>Total women</b>	0	0	1	0	0	54
<b>Total (men+women)</b>	7	0	1	0	0	77
Total from prior year	8		2			82

Institution: University of Puerto Rico-Cayey (243151)

User ID: P2431511

**Part E - Part-time Staff by Occupational Category and Tenure Status****Number of Part-time Staff****As of November 1, 2017**

Occupational category	With <u>Faculty Status</u>						Without Faculty Status	Total
	<u>Tenured</u>	<u>On Tenure Track</u>	<u>Not on Tenure Track</u>					
			<u>Multi-year</u>	<u>Annual contract</u>	<u>Less-than-annual contract</u>	<u>Indefinite duration (continuing or at-will)</u>		
<u>Primarily Instruction</u>	0	0	0	0	0	0	0	0
? Exclusively credit	<input type="text"/>	<input type="text"/>	<input type="text"/>	<input type="text"/>	<input type="text"/>	<input type="text"/>	<input type="text"/>	0
? Exclusively not-for-credit	<input type="text"/>	<input type="text"/>	<input type="text"/>	<input type="text"/>	<input type="text"/>	<input type="text"/>	<input type="text"/>	0
Combined credit/not-for-credit	<input type="text"/>	<input type="text"/>	<input type="text"/>	<input type="text"/>	<input type="text"/>	<input type="text"/>	<input type="text"/>	0
<u>Instruction/research/public service staff</u>	0	0	0	1	24	0	0	25
<u>Research staff</u>	0	0	0	0	0	0	0	0
<u>Public Service staff</u>	0	0	0	0	0	0	0	0
<u>Archivists, Curators, and Museum Technicians 25-4010</u>	0	0	0	0	0	0	0	0
<u>Librarians 25-4020</u>	0	0	0	0	0	0	0	0
<u>Library Technicians 25-4030</u>	0	0	0	0	0	0	0	0
? <u>Student and Academic Affairs and Other Education Services Occupations 25-2000 + 25-3000 + 25-9000</u>	0	0	0	0	0	0	37	37
<u>Management Occupations</u>	0	0	0	0	0	0	5	5

<u>Management Occupations</u> 11-0000	<input type="text" value="0"/>	<input type="text" value="0"/>	<input type="text" value="0"/>	<input type="text" value="0"/>	<input type="text" value="0"/>	<input type="text" value="0"/>	<input type="text" value="5"/>	<input type="text" value="5"/>
<u>Business and Financial Operations Occupations</u> 13-0000	<input type="text" value="0"/>	<input type="text" value="0"/>	<input type="text" value="0"/>	<input type="text" value="0"/>	<input type="text" value="0"/>	<input type="text" value="0"/>	<input type="text" value="0"/>	0
<u>Computer, Engineering, and Science Occupations</u> 15-0000 + 17-0000 + 19-0000	<input type="text" value="0"/>	<input type="text" value="0"/>	<input type="text" value="0"/>	<input type="text" value="0"/>	<input type="text" value="0"/>	<input type="text" value="0"/>	<input type="text" value="2"/>	2
<u>Community, Social Service, Legal, Arts, Design, Entertainment, Sports, and Media Occupations</u> 21-0000 + 23-0000 + 27-0000	<input type="text" value="0"/>	<input type="text" value="0"/>	<input type="text" value="0"/>	<input type="text" value="0"/>	<input type="text" value="0"/>	<input type="text" value="0"/>	<input type="text" value="0"/>	0
<u>Healthcare Practitioners and Technical Occupations</u> 29-0000	<input type="text" value="0"/>	<input type="text" value="0"/>	<input type="text" value="0"/>	<input type="text" value="0"/>	<input type="text" value="0"/>	<input type="text" value="0"/>	<input type="text" value="0"/>	0
<b>Total</b>	0	0	0	1	24	0	 44	69
<b>Total from prior year</b>	0	0		0			72	72

Institution: University of Puerto Rico-Cayey (243151)

User ID: P2431511

**Part F - Part-time Summary****Summary of Part-time Staff****As of November 1, 2017**

Occupational category	With Faculty Status						Without Faculty Status	Total
	Tenured	On Tenure Track	Not on Tenure Track					
			Multi-year	Annual contract	Less-than-annual contract	Indefinite duration (continuing or at-will)		
Primarily Instruction	0	0	0	0	0	0	0	0
Exclusively credit								0
Exclusively not-for-credit								0
Combined credit/not-for-credit								0
Instruction/research/public service staff	0	0	0	1	24	0	0	25
Research staff	0	0	0	0	0	0	0	0
Public Service staff	0	0	0	0	0	0	0	0
Archivists, Curators, and Museum Technicians 25-4010	0	0	0	0	0	0	0	0
Librarians 25-4020	0	0	0	0	0	0	0	0
Library Technicians 25-4030	0	0	0	0	0	0	0	0
Student and Academic Affairs and Other Education Services Occupations 25-2000 + 25-3000 + 25-9000	0	0	0	0	0	0	37	37
Management Occupations 11-0000	0	0	0	0	0	0	5	5
Business and Financial Operations Occupations 13-0000	0	0	0	0	0	0	0	0
Computer, Engineering, and Science Occupations 15-0000 + 17-0000 + 19-0000	0	0	0	0	0	0	2	2

15-0000 + 17-0000 + 19-0000								
Community, Social Service, Legal, Arts, Design, Entertainment, Sports, and Media Occupations 21-0000 + 23-0000 + 27-0000	0	0	0	0	0	0	0	0
Healthcare Practitioners and Technical Occupations 29-0000	0	0	0	0	0	0	0	0
Service Occupations 31-0000 + 33-0000 + 35-0000 + 37-0000 + 39-0000								7
Sales and Related Occupations 41-0000								0
Office and Administrative Support Occupations 43-0000								1
Natural Resources, Construction, and Maintenance Occupations 45-0000 + 47-0000 + 49-0000								0
Production, Transportation, and Material Moving Occupations 51-0000 + 53-0000								0
<b>Total</b>								<b>77</b>

Institution: University of Puerto Rico-Cayey (243151)

User ID: P2431511

**Part H - New Hires, Full-time Instructional Staff by Tenure Status****Number of Newly Hired Full-time Permanent Instructional Staff****(Hired full-time between November 1, 2016 - October 31, 2017)**

- Report Hispanic/Latino individuals of any race as Hispanic/Latino
- Report race for non-Hispanic/Latino individuals only
- Include Primarily Instruction and Instruction Combined with Research and Public Service

**Men**

Race/ethnicity	With <u>Faculty Status</u>						Without Faculty Status	Total
	<u>Tenured</u>	<u>On Tenure Track</u>	<u>Not on Tenure Track</u>					
			<u>Multi-year</u>	<u>Annual contract</u>	<u>Less-than-annual contract</u>	<u>Indefinite duration (continuing or at-will)</u>		
<u>Nonresident alien</u>	<input type="text"/>	<input type="text"/>	<input type="text"/>	<input type="text"/>	<input type="text"/>	<input type="text"/>	<input type="text"/>	0
<u>Hispanic/Latino</u>	<input type="text" value="0"/>	<input type="text" value="1"/>	<input type="text" value="0"/>	<input type="text" value="0"/>	<input type="text" value="1"/>	<input type="text" value="0"/>	<input type="text" value="0"/>	2
<u>American Indian or Alaska Native</u>	<input type="text"/>	<input type="text"/>	<input type="text"/>	<input type="text"/>	<input type="text"/>	<input type="text"/>	<input type="text"/>	0
<u>Asian</u>	<input type="text"/>	<input type="text"/>	<input type="text"/>	<input type="text"/>	<input type="text"/>	<input type="text"/>	<input type="text"/>	0
<u>Black or African American</u>	<input type="text"/>	<input type="text"/>	<input type="text"/>	<input type="text"/>	<input type="text"/>	<input type="text"/>	<input type="text"/>	0
<u>Native Hawaiian or Other Pacific Islander</u>	<input type="text"/>	<input type="text"/>	<input type="text"/>	<input type="text"/>	<input type="text"/>	<input type="text"/>	<input type="text"/>	0
<u>White</u>	<input type="text"/>	<input type="text"/>	<input type="text"/>	<input type="text"/>	<input type="text"/>	<input type="text"/>	<input type="text"/>	0
Two or more races	<input type="text"/>	<input type="text"/>	<input type="text"/>	<input type="text"/>	<input type="text"/>	<input type="text"/>	<input type="text"/>	0
<u>Race and ethnicity unknown</u>	<input type="text"/>	<input type="text"/>	<input type="text"/>	<input type="text"/>	<input type="text"/>	<input type="text"/>	<input type="text"/>	0
<b>Total men</b>	0	1	0	0	1	0	0	2

**Women**

Race/ethnicity	With Faculty Status						Without Faculty Status	Total
	Tenured	On Tenure Track	Not on Tenure Track					
			Multi-year	Annual contract	Less-than-annual contract	Indefinite duration (continuing or at-will)		
Nonresident alien	<input type="text"/>	<input type="text"/>	<input type="text"/>	<input type="text"/>	<input type="text"/>	<input type="text"/>	<input type="text"/>	0
Hispanic/Latino	<input type="text" value="0"/>	<input type="text" value="2"/>	<input type="text" value="0"/>	<input type="text" value="0"/>	<input type="text" value="0"/>	<input type="text" value="0"/>	<input type="text" value="0"/>	2
American Indian or Alaska Native	<input type="text"/>	<input type="text"/>	<input type="text"/>	<input type="text"/>	<input type="text"/>	<input type="text"/>	<input type="text"/>	0
Asian	<input type="text"/>	<input type="text"/>	<input type="text"/>	<input type="text"/>	<input type="text"/>	<input type="text"/>	<input type="text"/>	0
Black or African American	<input type="text"/>	<input type="text"/>	<input type="text"/>	<input type="text"/>	<input type="text"/>	<input type="text"/>	<input type="text"/>	0
Native Hawaiian or Other Pacific Islander	<input type="text"/>	<input type="text"/>	<input type="text"/>	<input type="text"/>	<input type="text"/>	<input type="text"/>	<input type="text"/>	0
White	<input type="text"/>	<input type="text"/>	<input type="text"/>	<input type="text"/>	<input type="text"/>	<input type="text"/>	<input type="text"/>	0
Two or more races	<input type="text"/>	<input type="text"/>	<input type="text"/>	<input type="text"/>	<input type="text"/>	<input type="text"/>	<input type="text"/>	0
Race and ethnicity unknown	<input type="text"/>	<input type="text"/>	<input type="text"/>	<input type="text"/>	<input type="text"/>	<input type="text"/>	<input type="text"/>	0
<b>Total women</b>	0	2	0	0	0	0	0	2
<b>Total (men+women)</b>	0	3	0	0	1	0	0	4



Institution: University of Puerto Rico-Cayey (243151)

User ID: P2431511

**Part H - New Hires, Full-time Staff by Occupational Category****Number of Newly Hired Full-time Staff****(Hired full-time between November 1, 2016 - October 31, 2017)**

- Report Hispanic/Latino individuals of any race as Hispanic/Latino
- Report race for non-Hispanic/Latino individuals only

**Men**

Race/ethnicity	<u>Instructional Staff</u> (from Part H, screen 1)	<u>Research staff</u>	<u>Public Service staff</u>	<u>Library and Student and Academic Affairs and Other Education Services Occupations</u> 25-4000 + 25-2000 + 25-3000 + 25-9000
<u>Nonresident alien</u>	0	<input type="text"/>	<input type="text"/>	<input type="text"/>
<u>Hispanic/Latino</u>	2	<input type="text" value="0"/>	<input type="text" value="0"/>	<input type="text" value="0"/>
<u>American Indian or Alaska Native</u>	0	<input type="text"/>	<input type="text"/>	<input type="text"/>
<u>Asian</u>	0	<input type="text"/>	<input type="text"/>	<input type="text"/>
<u>Black or African American</u>	0	<input type="text"/>	<input type="text"/>	<input type="text"/>
<u>Native Hawaiian or Other Pacific Islander</u>	0	<input type="text"/>	<input type="text"/>	<input type="text"/>
<u>White</u>	0	<input type="text"/>	<input type="text"/>	<input type="text"/>
Two or more races	0	<input type="text"/>	<input type="text"/>	<input type="text"/>
<u>Race and ethnicity unknown</u>	0	<input type="text"/>	<input type="text"/>	<input type="text"/>
<b>Total men</b>	2	0	0	0

**Women**

Race/ethnicity	<u>Instructional Staff</u> (from Part H	<u>Research staff</u>	<u>Public Service staff</u>	<u>Library and Student and Academic Affairs and Other Education Services Occupations</u> 25-4000 + 25-2000 + 25-3000 + 25-9000
----------------	--	-----------------------	-----------------------------	---

	<u>screen 1)</u>			
Nonresident alien	0	<input type="text"/>	<input type="text"/>	<input type="text"/>
Hispanic/Latino	2	<input type="text" value="0"/>	<input type="text" value="0"/>	<input type="text" value="0"/>
American Indian or Alaska Native	0	<input type="text"/>	<input type="text"/>	<input type="text"/>
Asian	0	<input type="text"/>	<input type="text"/>	<input type="text"/>
Black or African American	0	<input type="text"/>	<input type="text"/>	<input type="text"/>
Native Hawaiian or Other Pacific Islander	0	<input type="text"/>	<input type="text"/>	<input type="text"/>
White	0	<input type="text"/>	<input type="text"/>	<input type="text"/>
Two or more races	0	<input type="text"/>	<input type="text"/>	<input type="text"/>
Race and ethnicity unknown	0	<input type="text"/>	<input type="text"/>	<input type="text"/>
<b>Total women</b>	<b>2</b>	<b>0</b>	<b>0</b>	<b>0</b>
<b>Total (men+women)</b>	<b>4</b>	<b>0</b>	<b>0</b>	<b>0</b>

Institution: University of Puerto Rico-Cayey (243151)

User ID: P2431511

**Part H - New Hires, Full-time Staff by Occupational Category**

**Number of Newly Hired Full-time Staff**

(Hired full-time between November 1, 2016 - October 31, 2017)

- Report Hispanic/Latino individuals of any race as Hispanic/Latino
- Report race for non-Hispanic/Latino individuals only

**Men**

Race/ethnicity	<u>Management Occupations</u> 11-0000	<u>Business and Financial Operations Occupations</u> 13-0000	<u>Computer, Engineering, and Science Occupations</u> 15-0000 + 17-0000 + 19-0000	<u>Community, Social Service, Legal, Arts, Design, Entertainment, Sports, and Media Occupations</u> 21-0000 + 23-0000 + 27-0000	<u>Healthcare Practitioners and Technical Occupations</u> 29-0000
<u>Nonresident alien</u>	<input type="text"/>	<input type="text"/>	<input type="text"/>	<input type="text"/>	<input type="text"/>
<u>Hispanic/Latino</u>	<input type="text" value="0"/>	<input type="text" value="0"/>	<input type="text" value="0"/>	<input type="text" value="0"/>	<input type="text" value="0"/>
<u>American Indian or Alaska Native</u>	<input type="text"/>	<input type="text"/>	<input type="text"/>	<input type="text"/>	<input type="text"/>
<u>Asian</u>	<input type="text"/>	<input type="text"/>	<input type="text"/>	<input type="text"/>	<input type="text"/>
<u>Black or African American</u>	<input type="text"/>	<input type="text"/>	<input type="text"/>	<input type="text"/>	<input type="text"/>
<u>Native Hawaiian or Other Pacific Islander</u>	<input type="text"/>	<input type="text"/>	<input type="text"/>	<input type="text"/>	<input type="text"/>
<u>White</u>	<input type="text"/>	<input type="text"/>	<input type="text"/>	<input type="text"/>	<input type="text"/>
<u>Two or more races</u>	<input type="text"/>	<input type="text"/>	<input type="text"/>	<input type="text"/>	<input type="text"/>
<u>Race and ethnicity, unknown</u>	<input type="text"/>	<input type="text"/>	<input type="text"/>	<input type="text"/>	<input type="text"/>
<b>Total men</b>	<b>0</b>	<b>0</b>	<b>0</b>	<b>0</b>	<b>0</b>

<b>Women</b>					
Race/ethnicity	<u>Management Occupations</u> 11-0000	<u>Business and Financial Operations Occupations</u> 13-0000	<u>Computer, Engineering, and Science Occupations</u> 15-0000 + 17-0000 + 19-0000	<u>Community, Social Service, Legal, Arts, Design, Entertainment, Sports, and Media Occupations</u> 21-0000 + 23-0000 + 27-0000	<u>Healthcare Practitioners and Technical Occupations</u> 29-0000
Nonresident alien	<input type="text"/>	<input type="text"/>	<input type="text"/>	<input type="text"/>	<input type="text"/>
Hispanic/Latino	<input type="text" value="0"/>	<input type="text" value="0"/>	<input type="text" value="0"/>	<input type="text" value="0"/>	<input type="text" value="0"/>
American Indian or Alaska Native	<input type="text"/>	<input type="text"/>	<input type="text"/>	<input type="text"/>	<input type="text"/>
Asian	<input type="text"/>	<input type="text"/>	<input type="text"/>	<input type="text"/>	<input type="text"/>
Black or African American	<input type="text"/>	<input type="text"/>	<input type="text"/>	<input type="text"/>	<input type="text"/>
Native Hawaiian or Other Pacific Islander	<input type="text"/>	<input type="text"/>	<input type="text"/>	<input type="text"/>	<input type="text"/>
White	<input type="text"/>	<input type="text"/>	<input type="text"/>	<input type="text"/>	<input type="text"/>
Two or more races	<input type="text"/>	<input type="text"/>	<input type="text"/>	<input type="text"/>	<input type="text"/>
Race and ethnicity unknown	<input type="text"/>	<input type="text"/>	<input type="text"/>	<input type="text"/>	<input type="text"/>
<b>Total women</b>	0	0	0	0	0
<b>Total (men+women)</b>	0	0	0	0	0

Institution: University of Puerto Rico-Cayey (243151)

User ID: P2431511

**Part H - New Hires, Full-time Staff by Occupational Category**

**Number of Newly Hired Full-time Staff**

(Hired full-time between November 1, 2016 - October 31, 2017)

- Report Hispanic/Latino individuals of any race as Hispanic/Latino
- Report race for non-Hispanic/Latino individuals only

**Men**

Race/ethnicity	<u>Service Occupations</u> 31-0000 + 33-0000 + 35-0000 + 37-0000 + 39-0000	<u>Sales and Related Occupations</u> 41-0000	<u>Office and Administrative Support Occupations</u> 43-0000	<u>Natural Resources, Construction, and Maintenance Occupations</u> 45-0000 + 47-0000 + 49-0000	<u>Production, Transportation, and Material Moving Occupations</u> 51-0000 + 53-0000	<b>Grand Total (All full-time new hires)</b>
<u>Nonresident alien</u>	<input type="text"/>	<input type="text"/>	<input type="text"/>	<input type="text"/>	<input type="text"/>	0
<u>Hispanic/Latino</u>	<input type="text" value="0"/>	<input type="text" value="0"/>	<input type="text" value="0"/>	<input type="text" value="0"/>	<input type="text" value="0"/>	2
<u>American Indian or Alaska Native</u>	<input type="text"/>	<input type="text"/>	<input type="text"/>	<input type="text"/>	<input type="text"/>	0
<u>Asian</u>	<input type="text"/>	<input type="text"/>	<input type="text"/>	<input type="text"/>	<input type="text"/>	0
<u>Black or African American</u>	<input type="text"/>	<input type="text"/>	<input type="text"/>	<input type="text"/>	<input type="text"/>	0
<u>Native Hawaiian or Other Pacific Islander</u>	<input type="text"/>	<input type="text"/>	<input type="text"/>	<input type="text"/>	<input type="text"/>	0
<u>White</u>	<input type="text"/>	<input type="text"/>	<input type="text"/>	<input type="text"/>	<input type="text"/>	0
<u>Two or more races</u>	<input type="text"/>	<input type="text"/>	<input type="text"/>	<input type="text"/>	<input type="text"/>	0
<u>Race and ethnicity, unknown</u>	<input type="text"/>	<input type="text"/>	<input type="text"/>	<input type="text"/>	<input type="text"/>	0

<b>Women</b>						
Race/ethnicity	<u>Service Occupations</u> 31-0000 + 33-0000 + 35-0000 + 37-0000 + 39-0000	<u>Sales and Related Occupations</u> 41-0000	<u>Office and Administrative Support Occupations</u> 43-0000	<u>Natural Resources, Construction, and Maintenance Occupations</u> 45-0000 + 47-0000 + 49-0000	<u>Production, Transportation, and Material Moving Occupations</u> 51-0000 + 53-0000	<b>Grand Total (All full-time new hires)</b>
Nonresident alien	<input type="text"/>	<input type="text"/>	<input type="text"/>	<input type="text"/>	<input type="text"/>	0
Hispanic/Latino	<input type="text" value="0"/>	<input type="text" value="0"/>	<input type="text" value="0"/>	<input type="text" value="0"/>	<input type="text" value="0"/>	2
American Indian or Alaska Native	<input type="text"/>	<input type="text"/>	<input type="text"/>	<input type="text"/>	<input type="text"/>	0
Asian	<input type="text"/>	<input type="text"/>	<input type="text"/>	<input type="text"/>	<input type="text"/>	0
Black or African American	<input type="text"/>	<input type="text"/>	<input type="text"/>	<input type="text"/>	<input type="text"/>	0
Native Hawaiian or Other Pacific Islander	<input type="text"/>	<input type="text"/>	<input type="text"/>	<input type="text"/>	<input type="text"/>	0
White	<input type="text"/>	<input type="text"/>	<input type="text"/>	<input type="text"/>	<input type="text"/>	0
Two or more races	<input type="text"/>	<input type="text"/>	<input type="text"/>	<input type="text"/>	<input type="text"/>	0
Race and ethnicity unknown	<input type="text"/>	<input type="text"/>	<input type="text"/>	<input type="text"/>	<input type="text"/>	0
<b>Total women</b>	0	0	0	0	0	2
<b>Total (men+women)</b>	0	0	0	0	0	4

Institution: University of Puerto Rico-Cayey (243151)

User ID: P2431511

### Human Resources Survey Evaluation

Were any staff members difficult to categorize? If so, please explain in the box below.

Institution: University of Puerto Rico-Cayey (243151)

User ID: P2431511

**Prepared by**

The name of the preparer is being collected so that we can follow up with the appropriate person in the event that there are questions concerning the data. The Keyholder will be copied on all email correspondence to other preparers.

The time it took to prepare this component is being collected so that we can continue to improve our estimate of the reporting burden associated with IPEDS. Please include in your estimate the time it took for you to review instructions, query and search data sources, complete and review the component, and submit the data through the Data Collection System.

Thank you for your assistance.

**This survey component was prepared by:**

<input type="radio"/>	Keyholder	<input type="radio"/>	SFA Contact	<input type="radio"/>	HR Contact
<input type="radio"/>	Finance Contact	<input type="radio"/>	Academic Library Contact	<input type="radio"/>	Other
Name:	<input type="text"/>				
Email:	<input type="text"/>				

**How many staff from your institution only were involved in the data collection and reporting process of this survey component?**

<input type="text"/>	Number of Staff (including yourself)
----------------------	--------------------------------------

**How many hours did you and others from your institution only spend on each of the steps below when responding to this survey component?**

*Exclude the hours spent collecting data for state and other reporting purposes.*

Staff member	Collecting Data Needed		Revising Data to Match IPEDS Requirements		Entering Data		Revising and Locking Data	
<b>Your office</b>	<input type="text"/>	hours	<input type="text"/>	hours	<input type="text"/>	hours	<input type="text"/>	hours
<b>Other offices</b>	<input type="text"/>	hours	<input type="text"/>	hours	<input type="text"/>	hours	<input type="text"/>	hours



Institution: University of Puerto Rico-Cayey (243151)

User ID: P2431511

**Summary****Human Resources Component Summary**

IPEDS collects important information regarding your institution. All data reported in IPEDS survey components become available in the IPEDS Data Center and appear as aggregated data in various Department of Education reports. Additionally, some of the reported data appears specifically for your institution through the College Navigator website and is included in your institution's Data Feedback Report (DFR). The purpose of this summary is to provide you an opportunity to view some of the data that, when accepted through the IPEDS quality control process, will appear on the College Navigator website and/or your DFR. College Navigator is updated approximately three months after the data collection period closes and Data Feedback Reports will be available through the [Data Center](#) and sent to your institution's CEO in November 2017.

Please review your data for accuracy. If you have questions about the data displayed below after reviewing the data reported on the survey screens, please contact the IPEDS Help Desk at: 1-877-225-2568 or [ipedshelp@rti.org](mailto:ipedshelp@rti.org).

**Number of staff by employment status and occupational category:  
Fall 2017**

Occupational category	Reported values		FTE staff
	Number of full-time staff	Number of part-time staff	
<b>Total number of staff</b>	455	77	481
Instructional Staff	139	25	147
Primary Instruction	139	0	139
Exclusively credit	139	0	139
Exclusively not-for-credit	0	0	0
Combined credit/not-for-credit	0	0	0
Instruction/research/public service	0	25	8
Research Staff	3	0	3
Public Service Staff	0	0	0
Library and Student and Academic Affairs and Other Education Services Occupations SOC	41	37	53
Librarians, Curators, and Archivists SOC 25-4000	19	0	19
Archivists, Curators, and Museum Technicians SOC 25-4010	2	0	2

Librarians SOC 25-4020	7	0	7
Library Technicians SOC 25-4030	10	0	10
Student and Academic Affairs and Other Education Services Occupations SOC 25-2000 + 25-3000 + 25-9000	22	37	34
Management Occupations SOC 11-0000	27	5	29
Business and Financial Operations Occupations SOC 13-0000	15	0	15
Computer, Engineering, and Science Occupations SOC 15-0000 + 17-0000 + 19-0000	26	2	27
Community, Social Service, Legal, Arts, Design, Entertainment, Sports and Media Occupations SOC 21-0000 + 23-0000 + 27-0000	5	0	5
Healthcare Practitioners and Technical Occupations SOC 29-0000	2	0	2
Service Occupations SOC 31-0000 + 33-0000 + 35-0000 + 37-0000 + 39-0000	48	7	50
Sales and Related Occupations SOC 41-0000	0	0	0
Office and Administrative Support Occupations SOC 43-0000	82	1	82
Natural Resources, Construction, and Maintenance Occupations SOC 45-0000 + 47-0000 + 49-0000	56	0	56
Production, Transportation, and Material Moving Occupations SOC 51-0000 + 53-0000	11	0	11

NOTE: Full-time-equivalent (FTE) staff is calculated by summing the total number of full-time staff and adding one-third of the total number of part-time staff. Graduate assistants are not included in the above figures. Many of the FTE figures may be included in the DFR.

**Salaries of full-time instructional staff by contract length and academic rank:  
Academic year 2017-18**

Academic rank	Months Covered by Annual Salary				Total Staff for Salary reporting	Total Number of Months	Salary Outlays	Weighted Average Monthly Salaries
	12 months	11 months	10 months	9 months				
<b>All Ranks</b>			139		139	1,390	\$9,072,046	\$6,527
Professor			44		44	440	\$3,444,984	\$7,830
Associate professor			74		74	740	\$3,143,200	\$4,248
Assistant professor			14		14	140	\$2,173,464	\$15,525
Instructor			7		7	70	\$310,398	\$4,434

Lecturer								
No academic rank								

NOTE: The above data are based on the Salary Outlays part of the IPEDS HR component. The Weighted average monthly salaries of full-time instructional staff by academic rank are calculated by adding the salary outlays reported for Men plus Women by academic rank, then dividing the sum by the "Total Number of Months" for Men plus Women by academic rank. Salaries of full-time instructional staff paid less than 9 months per year are not collected. Also, salaries of medical school staff are not collected. The weighted average monthly salaries may be included in the DFR.

Institution: University of Puerto Rico-Cayey (243151)

User ID: P2431511

## Edit Report

## Human Resources

## University of Puerto Rico-Cayey (243151)

Source	Description	Severity	Resolved	Options
<b>Global Edits</b>				
Perform Edits	The Equated 9 months Annual Average salaries of Associate professors (Men) reported in Part G3 - Average Salaries for Instructional Staff by Academic Rank has changed significantly since last year. Please review your data and make any necessary corrections, or explain the discrepancy. (Error #1945)	Explanation	Yes	
Reason:	These results are based in human resources data base.			
Related Screens:	G3 - Average Salaries for Instructional Staff by Academic Rank			
Perform Edits	The Equated 9 months Annual Average salaries of Assistant professors (Men) reported in Part G3 - Average Salaries for Instructional Staff by Academic Rank has changed significantly since last year. Please review your data and make any necessary corrections, or explain the discrepancy. (Error #1946)	Explanation	Yes	
Reason:	These results are based in human resources data base.			
Related Screens:	G3 - Average Salaries for Instructional Staff by Academic Rank			
Perform Edits	The Equated 9 months Annual Average salaries of Assistant professors (Women) reported in Part G3 - Average Salaries for Instructional Staff by Academic Rank has changed significantly since last year. Please review your data and make any necessary corrections, or explain the discrepancy. (Error #1952)	Explanation	Yes	
Reason:	These results are based in human resources data base.			
Related Screens:	G3 - Average Salaries for Instructional Staff by Academic Rank			
Perform Edits	The Equated 9 months Annual Average salaries of No academic rank (Women) reported in Part G3 - Average Salaries for Instructional Staff by Academic Rank has changed significantly since last year. Please review your data and make any necessary corrections, or explain the discrepancy. (Error #1955)	Explanation	Yes	
Reason:	These results are based in human resources data base.			
Related Screens:	G3 - Average Salaries for Instructional Staff by Academic Rank			
<b>Screen: A1 - FT Instructional, Rank and Tenure - Annual Contract</b>				
Screen Entry	This number is outside the expected range of between 27 and 55 based on the prior year value. Please correct your data or explain. (Error #1387)	Explanation	Yes	
Reason:	These results are based in human resources data base.			
<b>Screen: A1 - FT Instructional, Without Faculty Status</b>				
Screen Entry	This number is outside the expected range of between 1 and 30 based on the prior year value. Please correct your data or explain. (Error #1387)	Explanation	Yes	
Reason:	These results are based in human resources data base			

<b>Screen: D - PT Staff, Occupation - 1</b>				
Screen Entry	This number is outside the expected range of between 46 and 94 based on the prior year value. Please correct your data or explain. (Error #1387)	Explanation	Yes	
Reason:	These results are based in human resources data base.			
<b>Screen: D - PT Staff, Occupation - 3</b>				
Screen Entry	This number is outside the expected range of between 1 and 30 based on the prior year value. Please correct your data or explain. (Error #1387)	Explanation	Yes	
Reason:	These results are based in human resources data base.			
<b>Screen: E - PT Staff, Occupation and Tenure - 1</b>				
Screen Entry	This number is outside the expected range of between 47 and 97 based on the prior year value. Please correct your data or explain. (Error #1387)	Explanation	Yes	
Reason:	These results are based in human resources data base.			

## Fall Enrollment 2017-18

Institution: University of Puerto Rico-Cayey (243151)

User ID: P2431511

### Overview

#### Fall Enrollment Overview

The Fall Enrollment component collects student enrollment counts by level of student, enrollment status, gender and race/ethnicity. In addition, first-time student retention rates and the student-to-faculty ratio are collected. Every other year data on residence of first-time undergraduates is required and in opposite years, enrollment by student age is required to be reported.

Institutions operating on a traditional academic year calendar (semester, trimester, quarter, or 4-1-4) report Fall enrollment as of the institution's official fall reporting date or October 15. Institutions operating on a calendar that differs by program or that enrolls students on a continuous basis (referred to as program reporters) report Fall enrollment as students enrolled any time during the period August 1 and October 31.

#### Data Reporting Reminders:

- Part B, Enrollment of students by age, is **required** this year.
- Part C, Residence of first-time degree/certificate-seeking undergraduates, is **optional** this year.

#### Resources:

To download the survey materials for this component: [Survey Materials](#)

To access your prior year data submission for this component: [Reported Data](#)

If you have questions about completing this survey, please contact the **IPEDS Help Desk at 1-877-225-2568**.

Institution: University of Puerto Rico-Cayey (243151)

User ID: P2431511

**Part Selection**

**Completion of Part C (Residence of First-Time Degree/Certificate-Seeking Undergraduates) is optional this year.**

**Do you wish to complete Part C this year?**

**If you select 'Yes', you will be expected to complete the Part C screens.**

**If you select 'No', you will skip Part C.**

<input checked="" type="radio"/>	No, I will not complete Part C
<input type="radio"/>	Yes, I will complete Part C

Institution: University of Puerto Rico-Cayey (243151)

User ID: P2431511

**Part A - Fall Enrollment for Full-Time Undergraduate Students**Enrollment as of the institution's official fall reporting date or as of October 15, 2017**Full-time Undergraduate Students****Reporting Reminders:**

- Report Hispanic/Latino individuals of any race as Hispanic/Latino
- Report race for non-Hispanic/Latino individuals only
- Even though Teacher Preparation certificate programs may require a bachelor's degree for admission, they are considered subbaccalaureate undergraduate programs, and students in these programs are undergraduate students.

**Men**

Enrolled for <u>credit</u>	<u>Degree/certificate-seeking</u>			Total degree/certificate-seeking	Non-degree/ non-certificate-seeking	Total, <b><u>Full-time undergraduate students</u></b>
	<u>First-time</u>	<u>Transfer-in</u>	<u>Continuing/Returning</u>			
<u>Nonresident alien</u>	0	0	0	0	0	0
<u>Hispanic/Latino</u>	226	9	849	1,084	4	1,088
<u>American Indian or Alaska Native</u>				0		0
<u>Asian</u>				0		0
<u>Black or African American</u>				0		0
<u>Native Hawaiian or Other Pacific Islander</u>				0		0
<u>White</u>				0		0
Two or more races				0		0
<u>Race and ethnicity unknown</u>				0		0
<b>Total men</b>	226	9	849	1,084	4	1,088
Total men prior year	<b>268</b>	<b>12</b>	<b>939</b>	<b>1,219</b>	<b>2</b>	<b>1,221</b>



<b>Women</b>						
Enrolled for <u>credit</u>	<u>Degree/certificate-seeking</u>			Total degree/certificate-seeking	Non-degree/non-certificate-seeking	Total, <b>Full-time undergraduate students</b>
	<u>First-time</u>	<u>Transfer-in</u>	<u>Continuing/Returning</u>			
<u>Nonresident alien</u>	0	0	0	0	0	0
<u>Hispanic/Latino</u>	459	13	1,615	2,087	1	2,088
<u>American Indian or Alaska Native</u>				0		0
<u>Asian</u>				0		0
<u>Black or African American</u>				0		0
<u>Native Hawaiian or Other Pacific Islander</u>				0		0
<u>White</u>				0		0
Two or more races				0		0
<u>Race and ethnicity unknown</u>				0		0
<b>Total women</b>	459	13	1,615	2,087	1	2,088
Total women prior year	<b>539</b>	<b>27</b>	<b>1,694</b>	<b>2,260</b>	<b>7</b>	<b>2,267</b>
<b>Grand total (men+women)</b>	685	22	2,464	3,171	5	3,176
Grand total (men+women) prior year	<b>807</b>	<b>39</b>	<b>2,633</b>	<b>3,479</b>	<b>9</b>	<b>3,488</b>

Institution: University of Puerto Rico-Cayey (243151)

User ID: P2431511

**Part A - Fall Enrollment for Part-time Undergraduate Students**Enrollment as of the institution's official fall reporting date or as of October 15, 2017**Part-time Undergraduate Students****Reporting Reminders:**

- Report Hispanic/Latino individuals of any race as Hispanic/Latino
- Report race for non-Hispanic/Latino individuals only
- Even though Teacher Preparation certificate programs may require a bachelor's degree for admission, they are considered subbaccalaureate undergraduate programs, and students in these programs are undergraduate students.

**Men**



Enrolled for <u>credit</u>	<u>Degree/certificate-seeking</u>			Total degree/certificate-seeking	Non-degree/non-certificate-seeking	Total, <u>part-time undergraduate</u> students
	<u>First-time</u>	<u>Transfer-in</u>	<u>Continuing/Returning</u>			
<u>Nonresident alien</u>	<input type="text"/>	<input type="text"/>	<input type="text"/>	0	<input type="text"/>	0
<u>Hispanic/Latino</u>	<input type="text" value="1"/>	<input type="text" value="1"/>	<input type="text" value="116"/>	118	<input type="text" value="1"/>	119
<u>American Indian or Alaska Native</u>	<input type="text"/>	<input type="text"/>	<input type="text"/>	0	<input type="text"/>	0
<u>Asian</u>	<input type="text"/>	<input type="text"/>	<input type="text"/>	0	<input type="text"/>	0
<u>Black or African American</u>	<input type="text"/>	<input type="text"/>	<input type="text"/>	0	<input type="text"/>	0
<u>Native Hawaiian or Other Pacific Islander</u>	<input type="text"/>	<input type="text"/>	<input type="text"/>	0	<input type="text"/>	0
<u>White</u>	<input type="text"/>	<input type="text"/>	<input type="text"/>	0	<input type="text"/>	0
Two or more races	<input type="text"/>	<input type="text"/>	<input type="text"/>	0	<input type="text"/>	0
<u>Race and ethnicity unknown</u>	<input type="text"/>	<input type="text"/>	<input type="text"/>	0	<input type="text"/>	0
<b>Total men</b>	<b>1</b>	<b>1</b>	<b>116</b>	<b>118</b>	<b>1</b>	<b>119</b>
Total men prior year	<b>0</b>	<b>7</b>	<b>88</b>	<b>95</b>	<b>6</b>	<b>101</b>

<b>Women</b>						
Enrolled for <u>credit</u>	<u>Degree/certificate-seeking</u>			Total degree/certificate-seeking	Non-degree/non-certificate-seeking	Total, <u>part-time undergraduate</u> students
	<u>First-time</u>	<u>Transfer-in</u>	<u>Continuing/Returning</u>			
<u>Nonresident alien</u>	<input type="text"/>	<input type="text"/>	<input type="text"/>	0	<input type="text"/>	0
<u>Hispanic/Latino</u>	<input type="text" value="0"/>	<input type="text" value="2"/>	<input type="text" value="178"/>	180	<input type="text" value="21"/>	201
<u>American Indian or Alaska Native</u>	<input type="text"/>	<input type="text"/>	<input type="text"/>	0	<input type="text"/>	0
<u>Asian</u>	<input type="text"/>	<input type="text"/>	<input type="text"/>	0	<input type="text"/>	0
<u>Black or African American</u>	<input type="text"/>	<input type="text"/>	<input type="text"/>	0	<input type="text"/>	0
<u>Native Hawaiian or Other Pacific Islander</u>	<input type="text"/>	<input type="text"/>	<input type="text"/>	0	<input type="text"/>	0
<u>White</u>	<input type="text"/>	<input type="text"/>	<input type="text"/>	0	<input type="text"/>	0
Two or more races	<input type="text"/>	<input type="text"/>	<input type="text"/>	0	<input type="text"/>	0
<u>Race and ethnicity unknown</u>	<input type="text"/>	<input type="text"/>	<input type="text"/>	0	<input type="text"/>	0
<b>Total women</b>	<input type="text" value="0"/>	<input type="text" value="2"/>	<input type="text" value="178"/>	180	<input type="text" value="21"/>	201
Total women prior year	<b>1</b>	<b>18</b>	<b>156</b>	<b>175</b>	<b>2</b>	<b>177</b>
<b>Grand total (men+women)</b>	1	3	294	298	22	320
Grand total (men+women) prior year	<b>1</b>	<b>25</b>	<b>244</b>	<b>270</b>	<b>8</b>	<b>278</b>

Institution: University of Puerto Rico-Cayey (243151)

User ID: P2431511

**Part A - Fall Enrollment by Distance Education Status**Enrollment as of the institution's official fall reporting date or as of October 15, 2017

	<u>Undergraduate Students</u>	
	<u>Degree/Certificate Seeking</u>	Non-Degree/Non-Certificate Seeking
 <b>Enrolled <i>exclusively</i> in <u>distance education courses</u></b>	 <input type="text" value="0"/>	<input type="text" value="0"/>
<b>Enrolled in <i>some</i> but not all distance education courses</b>	<input type="text" value="0"/>	<input type="text" value="0"/>
<i>Not enrolled in any distance education courses</i>	3,469	27
<b>Total</b> (from prior part A screens)	3,469	27

 You may use the space below to provide context for the data you've reported above.

These context notes may be posted on the College Navigator website, and should be written to be understood by students and parents.

Institution: University of Puerto Rico-Cayey (243151)

User ID: P2431511

**Part A - Fall Enrollment Summary****Fall Enrollment Summary**

<b>Men</b>			
Students enrolled for credit	Total full-time students	Total part-time students	Grand total, all students
<u>Nonresident alien</u>	0	0	0
<u>Hispanic/Latino</u>	1,088	119	1,207
<u>American Indian or Alaska Native</u>	0	0	0
<u>Asian</u>	0	0	0
<u>Black or African American</u>	0	0	0
<u>Native Hawaiian or Other Pacific Islander</u>	0	0	0
<u>White</u>	0	0	0
Two or more races	0	0	0
<u>Race and ethnicity unknown</u>	0	0	0
<b>Total men</b>	1,088	119	1,207
<b>Women</b>			
Students enrolled for credit	Total full-time students	Total part-time students	Grand total, all students
<u>Nonresident alien</u>	0	0	0
<u>Hispanic/Latino</u>	2,088	201	2,289
<u>American Indian or Alaska Native</u>	0	0	0
<u>Asian</u>	0	0	0
<u>Black or African American</u>	0	0	0
<u>Native Hawaiian or Other Pacific Islander</u>	0	0	0
<u>White</u>	0	0	0
Two or more races	0	0	0
<u>Race and ethnicity unknown</u>	0	0	0
<b>Total women</b>	2,088	201	2,289
<b>Grand Total (men+women)</b>	3,176	320	3,496

State Total (non-territory)	8,100	820	8,100
-----------------------------	-------	-----	-------

Institution: University of Puerto Rico-Cayey (243151)

User ID: P2431511

**Part B - Fall Enrollment by Age and Gender for Full-time Undergraduate Students**Enrollment as of the institution's official fall reporting date or as of October 15, 2017

Age	Full-time Undergraduate Students	
	Men	Women
Under 18	0	0
18-19	203	424
20-21	394	822
22-24	445	766
25-29	31	35
30-34	3	4
35-39	2	0
40-49	0	3
50-64	0	0
65 and over	0	0
Age unknown/unreported	10	34
Total full-time undergraduate students (from part A)	1,088	2,088

Institution: University of Puerto Rico-Cayey (243151)

User ID: P2431511

**Part B - Fall Enrollment by Age and Gender for Part-time Undergraduate Students**Enrollment as of the institution's official fall reporting date or as of October 15, 2017

Age	<u>Part-time Undergraduate</u> Students	
	Men	Women
Under 18	<input type="text" value="0"/>	<input type="text" value="0"/>
18-19	<input type="text" value="0"/>	<input type="text" value="0"/>
20-21	<input type="text" value="11"/>	<input type="text" value="12"/>
22-24	<input type="text" value="71"/>	<input type="text" value="112"/>
25-29	<input type="text" value="33"/>	<input type="text" value="53"/>
30-34	<input type="text" value="1"/>	<input type="text" value="12"/>
35-39	<input type="text" value="0"/>	<input type="text" value="4"/>
40-49	<input type="text" value="3"/>	<input type="text" value="4"/>
50-64	<input type="text" value="0"/>	<input type="text" value="3"/>
65 and over	<input type="text" value="0"/>	<input type="text" value="0"/>
Age unknown/unreported	0	1
Total part-time undergraduate students (from part A)	119	201



Institution: University of Puerto Rico-Cayey (243151)

User ID: P2431511

**Part D - Total Undergraduate Entering Class****Total Undergraduate Entering Class, Fall 2017**

Total Undergraduate Entering Class, Fall 2017		
D1	Total full-time, first-time degree/certificate-seeking <u>undergraduates</u> from Part A (GR <u>cohort</u> )	685
D2	Total <u>first-time</u> degree/certificate-seeking undergraduates (full-time + part-time) from Part A	686
D3	Total <u>transfer-in</u> degree/certificate-seeking undergraduates (full-time + part-time) from Part A	25
D4	Total <u>non-degree/non-certificate-seeking</u> undergraduates (full-time + part-time) from Part A	27
D5	Of the total non-degree/non-certificate-seeking undergraduates displayed on line D4, <b>the number that are new to the institution in Fall 2017</b>	<input type="text" value="27"/>
D6	Total <u>entering students</u> at the undergraduate level <b>Note:</b> This is calculated as first-time students (line D2) + students transferring to the institution (line D3) + non-degree/non-certificate-seeking undergraduates entering in Fall 2017 (line D5).	738
D7	Percentage of undergraduate entering class represented by your GR <u>cohort</u> (line D1/line D6)	93

Institution: University of Puerto Rico-Cayey (243151)

User ID: P2431511

**Part E - First-time Bachelor's Cohort Retention Rates (Full-time)**Retention Rates

## Full-time, First-time Bachelor's Cohort from Fall 2016

Academic reporters determine the cohort and retention as of the institution's official fall reporting date or as of October 15. Program reporters determine the cohort with enrollment any time between August 1 and October 31, 2016 and retention based on August 1, 2017.

The retention rate is calculated by the system after clicking "Save" on the screen. Exclusions are subtracted from and inclusions are added to the original cohort and the resulting adjusted cohort is used for calculating the retention rate.

**Retention Data Reporting Reminders:**


- Include only **full-time, first-time bachelor's** students in this cohort.
- Determine the full-time cohort using Fall 2016 status (e.g. if a student was full-time in Fall 2016, report them in the full-time cohort regardless of their Fall 2017 status).
- If there are no students to report in the cohort, enter zero. Do not leave the field blank.
- Report in the exclusions box (line E2a) the number of students from the cohort who left the institution for any of the following reasons: died or were totally and permanently disabled; to serve in the armed forces (including those called to active duty); to serve with a foreign aid service of the Federal Government (e.g. Peace Corps); or to serve on official church missions.
- Report in the inclusion box (line E2b) first-time bachelor's-seeking study abroad students who were excluded from the first-time cohort (line E1) but who have re-enrolled at the institution their second year.

Prior year data (Fall 2015 cohort)

**FULL-TIME, FIRST-TIME BACHELOR'S COHORT RETENTION:**

<b>E1</b>	Full-time, first-time Fall 2016 bachelor's cohort	<input type="text" value="807"/>	<b>826</b>	
<b>E2a</b>	<u>Exclusions</u> from the Fall 2016 cohort	<input type="text" value="0"/>	<b>0</b>	
<b>E2b</b>	Inclusion to the Fall 2016 cohort	<input type="text" value="0"/>	<b>0</b>	
<b>E3</b>	<b>Adjusted</b> Fall 2016 cohort (line E1- E2a + E2b)	807	<b>826</b>	
<b>E4</b>	Students from Fall 2016 cohort <b>still enrolled</b> as of Fall 2017	<input type="text" value="637"/>	<b>707</b>	

E5 Full-time, first-time Fall 2016 bachelor's cohort retention rate (line E4 / line E3)	79	%	86	%
---	----	---	----	---

 You may use the space below to provide context for the data you've reported above. These context notes will be posted on the College Navigator website, and should be written to be understood by students and parents.

Institution: University of Puerto Rico-Cayey (243151)

User ID: P2431511

**Part E - First-time Bachelor's Cohort Retention Rates (Part-time)**Retention Rates**Part-time, First-time Bachelor's Cohort from Fall 2016**

Academic reporters determine the cohort and retention as of the institution's official fall reporting date or as of October 15. Program reporters determine the cohort with enrollment any time between August 1 and October 31, 2016 and retention based on August 1, 2017.


The retention rate is calculated by the system after clicking "Save" on the screen. Exclusions are subtracted from the original cohort and the resulting adjusted cohort is used for calculating the retention rate.

**Retention Data Reporting Reminders:**

- Include only **part-time, first-time bachelor's-seeking** students in this cohort.
- Determine part-time using Fall 2016 attendance status (e.g. if a student was part-time in Fall 2016, report them in the part-time cohort regardless of their Fall 2017 status).
- If there are no students to report in the cohort, enter zero. Do not leave the field blank.
- Report in the exclusions box (line E7a) the number of students from the cohort who left the institution for any of the following reasons: died or were totally and permanently disabled; to serve in the armed forces (including those called to active duty); to serve with a foreign aid service of the Federal Government (e.g. Peace Corps); or to serve on official church missions.
- Report in the inclusion box (line E7b) first-time bachelor's-seeking study abroad students who were excluded from the first-time cohort (line E6) but who have re-enrolled at the institution their second year.

				Prior year data (Fall 2015 cohort)
<b>PART-TIME, FIRST-TIME BACHELOR'S COHORT RETENTION:</b>				
<b>E6</b>	Part-time, first-time Fall 2016 bachelor's cohort	<input type="text" value="1"/>	<b>0</b>	
<b>E7a</b>	<u>Exclusions</u> from the Fall 2016 cohort	<input type="text" value="0"/>	<b>0</b>	
<b>E7b</b>	Inclusions to the Fall 2016 cohort	<input type="text" value="0"/>	<b>0</b>	
<b>E8</b>	<b>Adjusted</b> Fall 2016 cohort (line E6 - E7a + E7b)	<input type="text" value="1"/>	<b>0</b>	
<b>E9</b>	Students from Fall 2016 cohort <b>still enrolled</b> as of Fall 2017	<input type="text" value="0"/>	<b>0</b>	
<b>E10</b>	Part-time, first-time Fall 2016 bachelor's cohort retention rate (line E9 / line E8)	<input type="text" value="0"/> %		%

2017-18 ESJ

 You may use the space below to provide context for the data you've reported above. These context notes will be posted on the College Navigator website, and should be written to be understood by students and parents.

Institution: University of Puerto Rico-Cayey (243151)

User ID: P2431511


**Part F - Student-to-Faculty Ratio**

Please provide your institution's student-to-faculty ratio (i.e., student-to-instructional staff) for undergraduate programs for Fall 2017. The student-to-faculty ratio and any accompanying context that is provided will be displayed on College Navigator.

Note: Logic in this item is similar to item I-2 from the Common Data Set data collection.

Click [here](#) to use a worksheet to help you determine the student-to-faculty ratio

Student-to-faculty ratio	<input type="text" value="22"/>	to 1
Student-to-faculty ratio prior year	<b>33</b>	to 1

 You may use the space below to provide context for the data you've reported above.

These context notes will be posted on the College Navigator website, and should be written to be understood by students and parents.

Institution: University of Puerto Rico-Cayey (243151)

User ID: P2431511

**Prepared by**

The name of the preparer is being collected so that we can follow up with the appropriate person in the event that there are questions concerning the data. The Keyholder will be copied on all email correspondence to other preparers.

The time it took to prepare this component is being collected so that we can continue to improve our estimate of the reporting burden associated with IPEDS. Please include in your estimate the time it took for you to review instructions, query and search data sources, complete and review the component, and submit the data through the Data Collection System.

Thank you for your assistance.

**This survey component was prepared by:**

<input checked="" type="radio"/>	Keyholder	<input type="radio"/>	SFA Contact	<input type="radio"/>	HR Contact
<input type="radio"/>	Finance Contact	<input type="radio"/>	Academic Library Contact	<input type="radio"/>	Other
Name:	<input type="text" value="Fernando Vazquez Calle"/>				
Email:	<input type="text" value="fernando.vazquezcalles@upr.edu"/>				

**How many staff from your institution only were involved in the data collection and reporting process of this survey component?**

<input type="text" value="2.00"/>	Number of Staff (including yourself)
-----------------------------------	--------------------------------------

**How many hours did you and others from your institution only spend on each of the steps below when responding to this survey component?**

*Exclude the hours spent collecting data for state and other reporting purposes.*

Staff member	Collecting Data Needed		Revising Data to Match IPEDS Requirements		Entering Data		Revising and Locking Data	
<b>Your office</b>	<input type="text"/>	hours	<input type="text"/>	hours	<input type="text"/>	hours	<input type="text"/>	hours
<b>Other offices</b>	<input type="text"/>	hours	<input type="text"/>	hours	<input type="text"/>	hours	<input type="text"/>	hours

Institution: University of Puerto Rico-Cayey (243151)

User ID: P2431511

**Summary**

### Fall Enrollment Survey Summary Four-Year Institutions without Graduate Students

IPEDS collects important information regarding your institution. All data reported in IPEDS survey components become available in the IPEDS Data Center and appear as aggregated data in various Department of Education reports. Additionally, some of the reported data appears specifically for your institution through the College Navigator website and is included in your institution's Data Feedback Report (DFR). The purpose of this summary is to provide you an opportunity to view some of the data that, when accepted through the IPEDS quality control process, will appear on the College Navigator website and/or your DFR. College Navigator is updated approximately three months after the data collection period closes and Data Feedback Reports will be available through the [Data Center](#) and sent to your institution's CEO in November 2017.

Please review your data for accuracy. If you have questions about the data displayed below after reviewing the data reported on the survey screens, please contact the IPEDS Help Desk at: 1-877-225-2568 or [ipedshelp@rti.org](mailto:ipedshelp@rti.org).

Undergraduate Student Enrollment	
Total enrollment	3,496
Transfer-in enrollment	25
Student-to-faculty ratio	22 to 1

Undergraduate Student Characteristics	
Percent of undergraduates who are female	65%
Percent of undergraduates who are full-time	91%
Percent of undergraduates by race/ethnicity:	
American Indian or Alaska Native	0%
Asian	0%
Black or African American	0%
Hispanic/Latino	100%
Native Hawaiian or Pacific Islander	0%
White	0%
Two or More Races	0%



Race and ethnicity unknown	0%
Nonresident alien	0%
Percent of undergraduate students by age:	
24 and under	93%
25 and over	5%
Age unknown	1%

<b>Undergraduate Retention and Graduation Rate Cohort</b>	
First-time, full-time bachelor's seeking student retention rate	79%
First-time, part-time bachelor's seeking student retention rate	0%
Graduation rate cohort as percent of total entering students	93%

Institution: University of Puerto Rico-Cayey (243151)

User ID: P2431511

Edit Report

**Fall Enrollment****University of Puerto Rico-Cayey (243151)**

Source	Description	Severity	Resolved	Options
<b>Screen: Part A - Fall Enrollment for Part-time Undergraduate Students</b>				
Screen Entry	The number entered is outside the expected range when compared with the prior year value. Please correct your data or explain. (Error #6304)	Explanation	Yes	
Reason:	The data base shows this number.			
<b>Screen: Part A - Fall Enrollment by Distance Education Status</b>				
Screen Entry	Your institution reported offering undergraduate distance education opportunities in the Institutional Characteristics survey; however, you have not reported any undergraduate enrollment in distance education courses here. Please correct your data or explain. (Error #6166)	Explanation	Yes	
Reason:	The data base shows this number.			

## Finance 2017-18

Institution: University of Puerto Rico-Cayey (243151)

User ID: P2431511

**Overview****Finance Overview****Purpose**

The purpose of the IPEDS Finance component is to collect basic financial information from items associated with the institution's General Purpose Financial Statements.

There are no new changes to the 2017-18 Finance data collection, only clarification of instructions:

- For all institutions, instructions have been added to the expense section to clarify that Operation and Maintenance expenses should be excluded from the other natural classification categories (e.g., salaries and wages, benefits, depreciation, etc.)
- For GASB institutions, clarifications have been added to the pension section for institutions with jointly audited financial statements.

**Resources:**

To download the survey materials for this component: [Survey Materials](#)

To access your prior year data submission for this component: [Reported Data](#)

If you have questions about completing this survey, please contact the **IPEDS Help Desk at 1-877-225-2568**.

Institution: University of Puerto Rico-Cayey (243151)

User ID: P2431511

**Finance - Public institutions****Reporting Standard****Please indicate which reporting standards are used to prepare your financial statements:**

- |                                  |   |
|----------------------------------|---|
| <input checked="" type="radio"/> | GASB (Governmental Accounting Standards Board), using standards of GASB 34 & 35 |
| <input type="radio"/>            | FASB (Financial Accounting Standards Board)                                     |

**Please consult your business officer for the correct response before saving this screen.** Your response to this question will determine the forms you will receive for reporting finance data.

Institution: University of Puerto Rico-Cayey (243151)

User ID: P2431511

**Finance - Public institutions**

**General Information**  
**GASB-Reporting Institutions (aligned form)**

To the extent possible, the finance data requested in this report should be provided from your institution's audited General Purpose Financial Statements (GPFS). Please refer to the instructions specific to each screen of the survey for details and references.

**1. Fiscal Year Calendar**

**This report covers financial activities for the 12-month fiscal year:** (The fiscal year reported should be the most recent fiscal year ending before October 1, 2017.)


Beginning: month/year (MMYYYY)

Month: Year: 

And ending: month/year (MMYYYY)

Month: Year: **2. Audit Opinion**

Did your institution receive an unqualified opinion on its General Purpose Financial Statements from your auditor for the fiscal year noted above? (If your institution is audited only in combination with another entity, answer this question based on the audit of that entity.)

 Unqualified  Qualified  
(Explain in  
box below) Don't know OR in progress  
(Explain in  
box below)**3. Reporting Model**

GASB Statement No. 34 offers three alternative reporting models for special-purpose governments like colleges and universities. Which model is used by your institution?

 Business Type Activities Governmental Activities Governmental Activities with Business-Type Activities**4. Intercollegiate Athletics**

If your institution participates in intercollegiate athletics, are the expenses accounted for as auxiliary enterprises or treated as student services?

 Auxiliary enterprises Student services Does not participate in intercollegiate athletics Other (specify in box below)**5. Endowment Assets**


Does this institution or any of its foundations or other affiliated organizations own endowment assets ?

 No Yes - (report endowment assets)

Yes - (report endowment assets)

**6. Pension**  
Does your institution include pension liabilities, expenses, and/or deferrals for one or more defined benefit pension plans in its General Purpose Financial Statements?

No

 Yes

**You may use the space below to provide context for the data you've reported above.**

Financial figures used for the initial IPEDS submission are preliminary, unaudited and subject to changes as financial statements for FY 6/30/17 have not been issued. IPEDS submission remain to be revised and/or resubmitted once audit financial statements for FY 6/30/17 are issued by external auditors.

Institution: University of Puerto Rico-Cayey (243151)

User ID: P2431511

**Part A - Statement of Net Position Page 1**

Fiscal Year: July 1, 2016 - June 30, 2017

**If your institution is a parent institution then the amounts reported in Parts A and D should include ALL of your child institutions**

Line no.		Current year amount	Prior year amount
	<b><u>Assets</u></b>		
01	Total <u>current assets</u>	9,622,462	4,117,443
31	Depreciable <u>capital assets</u> , net of depreciation	33,511,598	34,880,663
04	Other noncurrent assets CV=[A05-A31]	-169,856	-164,357
05	Total <u>noncurrent assets</u>	33,341,742	34,716,306
06	<b>Total assets</b> CV=(A01+A05)	42,964,204	38,833,749
19	<b><u>Deferred outflows of resources</u></b>	9,238,215	3,817,128
	<b><u>Liabilities</u></b>		
07	<u>Long-term debt, current portion</u>	4,653,071	3,643,716
08	Other current liabilities CV=(A09-A07)	1,961,668	1,596,284
09	Total <u>current liabilities</u>	6,614,739	5,240,000
10	<u>Long-term debt</u>	19,154,063	29,558,957
11	Other noncurrent liabilities CV=(A12-A10)	89,363,936	94,265,679
12	Total <u>noncurrent liabilities</u>	108,517,999	123,824,636
13	<b>Total liabilities</b> CV=(A09+A12)	115,132,738	129,064,636

20	<b>Deferred inflows of resources</b>	7,223,401	<b>4,520,077</b>
<b>Net Position</b>			
14	<u>Invested in capital assets, net of related debt</u>	11,985,894	<b>4,724,453</b>
15	<u>Restricted-expendable</u>	32,133	<b>5,963</b>
16	<u>Restricted-nonexpendable</u>	0	<b>0</b>
17	<u>Unrestricted</u> CV=[A18-(A14+A15+A16)]	⚠ -82,171,747	<b>-95,664,252</b>
18	<b>Net position</b> CV=[(A06+A19)-(A13+A20)]	⚠ -70,153,720	<b>-90,933,836</b>

You may use the space below to provide context for the data you've reported above.



Institution: University of Puerto Rico-Cayey (243151)

User ID: P2431511

**Part A - Statement of Net Position Page 2**

Fiscal Year: July 1, 2016 - June 30, 2017

Line No.	Description	Ending balance	Prior year Ending balance
	<b><u>Capital Assets</u></b>		
21	<u>Land and land improvements</u>	2,201,237	2,201,236
22	<u>Infrastructure</u>	2,340,919	2,340,919
23	<u>Buildings</u>	51,380,065	51,380,065
32	Equipment, including art and <u>library collections</u>	9,116,856	8,875,133
27	<u>Construction in progress</u>	0	0
	<b>Total for Plant, Property and Equipment CV = (A21+ ... A27)</b>	65,039,077	64,797,353
28	<u>Accumulated depreciation</u>	31,527,479	29,916,691
33	Intangible assets, net of accumulated amortization	0	0
34	Other capital assets	0	0

You may use the space below to provide context for the data you've reported above.

Institution: University of Puerto Rico-Cayey (243151)

User ID: P2431511

**Part D - Summary of Changes In Net Position**

Fiscal Year: July 1, 2016 - June 30, 2017

**If your institution is a parent institution then the amounts reported in Parts A and D should include ALL of your child institutions**

Line No.	Description	Current year amount	Prior year amount
01	Total revenues and other additions for this institution <b>AND all of its child institutions</b>	56,865,418	52,029,779
02	Total expenses and deductions for this institution <b>AND all of its child institutions</b>	49,342,547	51,332,838
03	Change in net position during year <b>CV=(D01-D02)</b>	7,522,871	696,941
04	<u>Net position</u> beginning of year for this institution <b>AND all of its child institutions</b>	-90,933,836	9,650,405
05	<u>Adjustments to beginning net position</u> and other gains or losses <b>CV=[D06-(D03+D04)]</b>	13,257,245	-101,281,182
06	Net position end of year for this institution <b>AND all of its child institutions (from A18)</b>	-70,153,720	-90,933,836

You may use the space below to provide context for the data you've reported above.

Institution: University of Puerto Rico-Cayey (243151)

User ID: P2431511

**Part E - Scholarships and Fellowships**

Fiscal Year: July 1, 2016 - June 30, 2017

**DO NOT REPORT FEDERAL DIRECT STUDENT LOANS (FDSL) ANYWHERE IN THIS SECTION**

Line No.	Scholarships and Fellowships	Current year amount	Prior year amount
01	<u>Pell grants</u> (federal)	13,607,734	12,845,282
02	<u>Other federal grants</u> (Do NOT include FDSL amounts)	192,725	268,013
03	<u>Grants by state government</u>	197,093	186,022
04	<u>Grants by local government</u>	0	0
05	<u>Institutional grants from restricted resources</u>	45,219	39,050
06	<u>Institutional grants from unrestricted resources</u> CV=[E07-(E01+...+E05)]	0	0
07	Total revenue that funds scholarships and fellowships	14,042,771	13,338,367
<u>Discounts and Allowances</u>			
08	<u>Discounts and allowances</u> applied to <u>tuition and fees</u>	4,143,052	3,827,129
09	<u>Discounts and allowances</u> applied to sales and services of <u>auxiliary enterprises</u>	0	0
10	Total discounts and allowances CV=(E08+E09)	4,143,052	3,827,129
11	Net scholarships and fellowships expenses after deducting discounts and allowances CV= (E07-E10) This amount will be carried forward to C10 of the expense section.	9,899,719	9,511,238

You may use the space below to provide context for the data you've reported above.

--	--

Institution: University of Puerto Rico-Cayey (243151)

User ID: P2431511

**Part B - Revenues by Source (1)**

Fiscal Year: July 1, 2016 - June 30, 2017

Line No.	Source of Funds	Current year amount	Prior year amount
	<b><u>Operating Revenues</u></b>		
01	<u>Tuition and fees</u> , after deducting <u>discounts &amp; allowances</u>	1,977,886	2,098,317
	Grants and contracts - operating		
02	Federal operating grants and contracts	1,178,487	1,714,533
03	State operating grants and contracts	16,760	35,417
04	Local government/private operating grants and contracts	44,177	15,170
	04a Local government operating grants and contracts	0	0
	04b Private operating grants and contracts	44,177	15,170
05	Sales and services of <u>auxiliary enterprises</u> , after deducting <u>discounts and allowances</u>	0	0
06	<u>Sales and services of hospitals</u> , after deducting <u>patient contractual allowances</u>	14,834	24,555
26	<u>Sales and services of educational activities</u>	421,206	72,315
07	<u>Independent operations</u>	0	0
08	Other sources - operating CV=[B09-(B01+ ....+B07)]	0	122,932
09	Total operating revenues	3,653,350	4,083,239

Institution: University of Puerto Rico-Cayey (243151)

User ID: P2431511

**Part B - Revenues by Source (2)**

Fiscal Year: July 1, 2016 - June 30, 2017

Line No.	Source of funds	Current year amount	Prior year amount
	<b><u>Nonoperating Revenues</u></b>		
10	Federal <u>appropriations</u>	0	0
11	State <u>appropriations</u>	39,524,991	34,694,891
12	<u>Local appropriations, education district taxes, and similar support</u>	0	0
	Grants-nonoperating		
13	Federal nonoperating grants <b>Do NOT include Federal Direct Student Loans</b>	13,607,734	12,845,282
14	State nonoperating grants	0	0
15	Local government nonoperating grants	0	0
16	<u>Gifts, including contributions from affiliated organizations</u>	78,968	280,273
17	<u>Investment income</u>	374	615
18	Other nonoperating revenues CV=[B19-(B10+...+B17)]	0	125,479
19	Total nonoperating revenues	53,212,067	47,946,540
27	Total operating and nonoperating revenues CV=[B19+B09]	56,865,417	52,029,779
28	<b><u>12-month Student FTE from E12</u></b>	3,551	3,492
29	Total operating and nonoperating revenues per student FTE CV=[B27/B28]	16,014	14,900

Institution: University of Puerto Rico-Cayey (243151)

User ID: P2431511

**Part B - Revenues by Source (3)**

Fiscal Year: July 1, 2016 - June 30, 2017

Line No.	Source of funds	Current year amount	Prior year amount
	Other Revenues and Additions		
20	<u>Capital appropriations</u>	0	0
21	<u>Capital grants and gifts</u>		0
22	<u>Additions to permanent endowments</u>	0	0
23	Other revenues and additions CV=[B24-(B20+...+B22)]	1	0
24	Total other revenues and additions CV=[B25-(B9+B19)]	1	0
25	Total all revenues and other additions	56,865,418	52,029,779

You may use the space below to provide context for the data you've reported above.

Institution: University of Puerto Rico-Cayey (243151)

User ID: P2431511

**Part C-1 - Expenses by Functional Classification**

Fiscal Year: July 1, 2016 - June 30, 2017

Report Total Operating AND Nonoperating Expenses in this section

Line No.	Expense: Functional Classifications	Total amount	Prior Year Total Amount	Salaries and wages	Prior Year Salaries and wages
		(1)		(2)	
01	<u>Instruction</u>	18,708,610	20,887,747	13,010,518	13,425,671
02	<u>Research</u>	2,030,203	2,130,481	804,197	902,035
03	<u>Public service</u>	182,228	152,483	62,107	56,591
05	<u>Academic support</u>	3,970,806	4,425,046	2,103,844	2,077,128
06	<u>Student services</u>	3,477,032	3,805,889	2,136,554	2,127,693
07	<u>Institutional support</u>	9,417,353	10,419,954	5,301,042	5,525,005
10	<u>Scholarships and fellowships expenses, net of discounts and allowances (from Part E, line 11)</u>	9,899,719	9,511,238		
11	<u>Auxiliary enterprises</u>	0	0		0
12	<u>Hospital services</u>	0	0		0
13	<u>Independent operations</u>	0	0		0
14	Other Functional Expenses and deductions CV=[C19-(C01+...+C13)]	1,656,596	0	3	0
19	<b>Total expenses and deductions</b>	49,342,547	51,332,838	23,418,265	24,114,123



Institution: University of Puerto Rico-Cayey (243151)

User ID: P2431511

**Part C-2 - Expenses by Natural Classification**

Fiscal Year: July 1, 2016 - June 30, 2017

Line No.	Expense: Natural Classifications	Total Amount	Prior year amount
19-2	<u>Salaries and Wages</u> (from Part C-1, Column 2 line 19)	23,418,265	<b>24,114,123</b>
19-3	<u>Benefits</u>	6,747,264	<b>9,647,301</b>
19-4	<u>Operation and Maintenance of Plant</u> (as a natural expense)	6,270,811	<b>6,604,554</b>
19-5	<u>Depreciation</u>	1,610,760	<b>1,687,803</b>
19-6	<u>Interest</u>	1,163,986	<b>1,804,900</b>
19-7	<u>Other Natural Expenses and Deductions</u> CV=[C19-1 - (C19-2 + ... + C19-6)]	10,131,461	<b>7,474,157</b>
19-1	<b>Total Expenses and Deductions</b> (from Part C-1, Line 19)	49,342,547	<b>51,332,838</b>
20-1	<u>12-month Student FTE</u> (from E12 survey.)	3,551	<b>3,492</b>
21-1	Total expenses and deductions per student FTE CV=[C19-1/C20-1]	13,895	<b>14,700</b>

You may use the space below to provide context for the data you've reported above.

Institution: University of Puerto Rico-Cayey (243151)

User ID: P2431511

**Part M - Pension Information****Fiscal Year: July 1, 2016 - June 30, 2017**

Line No.	Description	Current year amount	Prior Year amount
01	Pension expense	⚠ 1,781,665	3,278,036
02	Net Pension liability	83,828,212	88,767,963
03	Deferred inflows related to pension	⚠ 7,223,401	4,520,076
04	Deferred outflows related to pension	⚠ 9,238,215	3,817,128

You may use the space below to provide context for the data you've reported above.

Institution: University of Puerto Rico-Cayey (243151)

User ID: P2431511

**Part J - Revenue Data for the Census Bureau**

Fiscal Year: July 1, 2016 - June 30, 2017

Source and type		Amount				
		Total for all funds and operations (includes endowment funds, but excludes component units)	Education and general/independent operations	Auxiliary enterprises	Hospitals	Agriculture extension/experiment services
		(1)	(2)	(3)	(4)	(5)
01	Tuition and fees	6,120,938	6,120,938			
02	Sales and services	436,040	<input type="text" value="421,206"/>	<input type="text" value="0"/>	14,834	<input type="text"/>
03	Federal grants/contracts (excludes Pell Grants)	1,178,487	<input type="text" value="1,178,487"/>	<input type="text"/>	<input type="text"/>	<input type="text"/>
Revenue from the state government:						
04	State appropriations, current & capital	39,524,991	<input type="text" value="39,524,991"/>	<input type="text"/>	<input type="text"/>	<input type="text"/>
05	State grants and contracts	16,670	<input type="text" value="16,670"/>	<input type="text"/>	<input type="text"/>	<input type="text"/>
Revenue from local governments:						
06	Local appropriation, current & capital	0	<input type="text" value="0"/>	<input type="text"/>	<input type="text"/>	<input type="text"/>
07	Local government grants/contracts	0	<input type="text" value="0"/>	<input type="text"/>	<input type="text"/>	<input type="text"/>
08	Receipts from property and non-property taxes	<input type="text"/>				
09	Gifts and private grants, NOT including capital grants	<input type="text" value="123,146"/>				

10	Interest earnings	<input type="text" value="374"/>	
11	<u>Dividend earnings</u>	<input type="text" value="0"/>	
12	<u>Realized capital gains</u>	<input type="text" value="0"/>	

**You may use the space below to provide context for the data you've reported above.**

Institution: University of Puerto Rico-Cayey (243151)

User ID: P2431511

**Part K - Expenditure Data for the Census Bureau****Fiscal Year: July 1, 2016 - June 30, 2017**

Category		Total for all funds and operations (includes endowment funds, but excludes component units)	Education and general/independent operations	Auxiliary enterprises	Hospitals	Agriculture extension/experiment services
		(1)	(2)	(3)	(4)	(5)
02	Employee benefits, total	6,747,264	6,747,264	0	0	0
03	Payment to state retirement funds (maybe included in line 02 above)	3,026,742	3,026,742	0	0	0
04	Current expenditures including salaries	39,568,541	39,568,541	0	0	0
<b>Capital outlays</b>						
05	Construction	0	0	0	0	0
06	Equipment purchases	241,955	241,955	0	0	0
07	Land purchases	0	0	0	0	0
08	Interest on debt outstanding, all funds and activities	1,027,011				

You may use the space below to provide context for the data you've reported above.

--	--

Institution: University of Puerto Rico-Cayey (243151)

User ID: P2431511

**Part L - Debt and Assets for Census Bureau, page 1****Fiscal Year: July 1, 2016 - June 30, 2017****Debt**

Category	Amount
01 Long-term debt outstanding at beginning of fiscal year	30,491,743
02 Long-term debt issued during fiscal year	0
03 Long-term debt retired during fiscal year	7,455,495
04 Long-term debt outstanding at end of fiscal year	23,036,149
05 Short-term debt outstanding at beginning of fiscal year	0
06 Short-term debt outstanding at end of fiscal year	0

**You may use the space below to provide context for the data you've reported above.**

Institution: University of Puerto Rico-Cayey (243151)

User ID: P2431511

**Part L - Debt and Assets for Census Bureau, page 2**

Fiscal Year: July 1, 2016 - June 30, 2017

**Assets**

Category	Amount
07 Total cash and security assets held at end of fiscal year in sinking or debt service funds	0
08 Total cash and security assets held at end of fiscal year in bond funds	0
09 Total cash and security assets held at end of fiscal year in all other funds	65,785

You may use the space below to provide context for the data you've reported above.



Institution: University of Puerto Rico-Cayey (243151)

User ID: P2431511

**Prepared by**

The name of the preparer is being collected so that we can follow up with the appropriate person in the event that there are questions concerning the data. The Keyholder will be copied on all email correspondence to other preparers.

The time it took to prepare this component is being collected so that we can continue to improve our estimate of the reporting burden associated with IPEDS. Please include in your estimate the time it took for you to review instructions, query and search data sources, complete and review the component, and submit the data through the Data Collection System.

Thank you for your assistance.

**This survey component was prepared by:**

<input type="radio"/>	Keyholder	<input type="radio"/>	SFA Contact	<input type="radio"/>	HR Contact
<input checked="" type="radio"/>	Finance Contact	<input type="radio"/>	Academic Library Contact	<input type="radio"/>	Other
Name:	<input type="text" value="Miriam Luz Colon"/>				
Email:	<input type="text" value="miriam.colon@upr.edu"/>				

**How many staff from your institution only were involved in the data collection and reporting process of this survey component?**

<input type="text" value="6.00"/>	Number of Staff (including yourself)
-----------------------------------	--------------------------------------

**How many hours did you and others from your institution only spend on each of the steps below when responding to this survey component?**

*Exclude the hours spent collecting data for state and other reporting purposes.*

Staff member	Collecting Data Needed		Revising Data to Match IPEDS Requirements		Entering Data		Revising and Locking Data	
	<input type="text"/>	hours	<input type="text"/>	hours	<input type="text"/>	hours	<input type="text"/>	hours
<b>Your office</b>	<input type="text" value="100.00"/>	hours	<input type="text" value="22.00"/>	hours	<input type="text" value="22.00"/>	hours	<input type="text" value="3.00"/>	hours
<b>Other offices</b>	<input type="text"/>	hours	<input type="text"/>	hours	<input type="text"/>	hours	<input type="text"/>	hours

Institution: University of Puerto Rico-Cayey (243151)

User ID: P2431511

**Summary****Finance Survey Summary**

IPEDS collects important information regarding your institution. All data reported in IPEDS survey components become available in the IPEDS Data Center and appear as aggregated data in various Department of Education reports. Additionally, some of the reported data appears specifically for your institution through the College Navigator website and is included in your institution's Data Feedback Report (DFR). The purpose of this summary is to provide you an opportunity to view some of the data that, when accepted through the IPEDS quality control process, will appear on the College Navigator website and/or your DFR. College Navigator is updated approximately three months after the data collection period closes and Data Feedback Reports will be available through the [Data Center](#) and sent to your institution's CEO in November 2017.

Please review your data for accuracy. If you have questions about the data displayed below after reviewing the data reported on the survey screens, please contact the IPEDS Help Desk at: 1-877-225-2568 or [ipedshelp@rti.org](mailto:ipedshelp@rti.org).

**Core Revenues**

Revenue Source	Reported values	Percent of total core revenues	Core revenues per FTE enrollment
Tuition and fees	\$1,977,886	3%	\$557
State appropriations	\$39,524,991	70%	\$11,131
Local appropriations	\$0	0%	\$0
Government grants and contracts	\$14,802,981	26%	\$4,169
Private gifts, grants, and contracts	\$123,145	0%	\$35
Investment income	\$374	0%	\$0
Other core revenues	\$421,207	1%	\$119
Total core revenues	\$56,850,584	100%	\$16,010
Total revenues	\$56,865,418		\$16,014

Other core revenues include federal appropriations; sales and services of educational activities; other operating and nonoperating sources; and other revenues and additions (e.g., capital appropriations, capital grants and gifts, etc.). Core revenues exclude revenues from auxiliary enterprises (e.g., bookstores, dormitories), hospitals, and independent operations. For institutions reporting in Full parent/child relationships, core revenues per FTE enrollment amounts will not be allocated to child institutions.

### Core Expenses

Expense function	Reported values	Percent of total core expenses	Core expenses per FTE enrollment
Instruction	\$18,708,610	38%	\$5,269
Research	\$2,030,203	4%	\$572
Public service	\$182,228	0%	\$51
Academic support	\$3,970,806	8%	\$1,118
Institutional support	\$9,417,353	19%	\$2,652
Student services	\$3,477,032	7%	\$979
Other core expenses	\$11,556,315	23%	\$3,254
<b>Total core expenses</b>	<b>\$49,342,547</b>	<b>100%</b>	<b>\$13,895</b>
<b>Total expenses</b>	<b>\$49,342,547</b>		<b>\$13,895</b>

Other core expenses include scholarships and fellowships, net of discounts and allowances, and other expenses. Core expenses exclude expenses from auxiliary enterprises (e.g., bookstores, dormitories), hospitals, and independent operations. For institutions reporting in Full parent/child relationships, core expenses per FTE enrollment amounts will not be allocated to child institutions.

	Calculated value
FTE enrollment	3,551

The full-time equivalent (FTE) enrollment used in this report is the sum of the institution's FTE undergraduate enrollment and FTE graduate enrollment (as calculated from or reported on the 12-month Enrollment component). FTE is estimated using 12-month instructional activity (credit and/or contact hours). All doctor's degree students are reported as graduate students.

Institution: University of Puerto Rico-Cayey (243151)

User ID: P2431511

Edit Report

**Finance****University of Puerto Rico-Cayey (243151)**

Source	Description	Severity	Resolved	Options
<b>Screen: Statement of net position (1)</b>				
Screen Entry	The value of this field is expected to be greater than zero. Please correct your data or explain. (Error #5148)	Explanation	Yes	
Reason:	THE BALANCE MAINLY RESULTED FROM THE ALLOCATION OF THE CORRESPONDING NET PENSION LIABILITY & OTHER RELATED BALANCES DETERMINED IN ACCORDANCE WITH GASBS 68 & 71. THIS AMOUNT IS UNAUDITED AND SUBJECT TO CHANGE.			
Screen Entry	The amount of total net assets is not expected to be negative. Please correct your data or explain why total liabilities (line 13) exceed total assets (line 06). (Error #5156)	Explanation	Yes	
Reason:	THE BALANCE MAINLY RESULTED FROM THE ALLOCATION OF THE CORRESPONDING NET PENSION LIABILITY & OTHER RELATED BALANCES DETERMINED IN ACCORDANCE WITH GASBS 68 & 71. THIS AMOUNT IS UNAUDITED AND SUBJECT TO CHANGE.			
<b>Screen: Changes to Net Position</b>				
Screen Entry	The calculated amount of adjustments to beginning net position and other gains or losses in Part D (line 05) is outside the expected range. Please correct your data or explain. (Error #5199)	Explanation	Yes	
Reason:	Mainly due to FY 2016 Adjustments recorded after submission of IPEDS for Fiscal Year 2016.			
<b>Screen: Pension</b>				
Screen Entry	The amount reported is outside the expected range of between 2,130,724 and 4,425,348 when compared with the prior year value. Please correct your data or explain. (Error #5301)	Explanation	Yes	
Reason:	The value is correct.			
Screen Entry	The amount reported is outside the expected range of between 2,938,050 and 6,102,102 when compared with the prior year value. Please correct your data or explain. (Error #5301)	Explanation	Yes	
Reason:	The value is correct.			
Screen Entry	The amount reported is outside the expected range of between 2,481,134 and 5,153,122 when compared with the prior year value. Please correct your data or explain. (Error #5301)	Explanation	Yes	
Reason:	The value is correct.			

## Academic Libraries 2017-18

Institution: University of Puerto Rico-Cayey (243151)

User ID: P2431511

### Overview

#### Academic Libraries Overview

Welcome to the IPEDS Academic Libraries (AL) survey component. The purpose of the AL component of IPEDS is to collect information on library collections, library expenses, and library services for libraries in degree-granting postsecondary institutions.

#### Recent changes

There are a few changes to the 2017-18 Academic Libraries component from the 2016-17 collection. Visit the [Academic Libraries Resource](#) page for a list of the changes and additional reporting resources.

#### Data Reporting Reminders

Report all data for fiscal year (FY) 2017. Fiscal year 2017 is defined as the most recent 12-month period that ends before October 1, 2017, that corresponds to the institution's fiscal year.

#### Coverage:

Include data for the main or central academic library and all branch and independent libraries that were open all or part of the fiscal year 2017. Branch and independent libraries are defined as auxiliary library service outlets with quarters separate from the central library that houses the basic collection. The central library administers the branches. Libraries on branch campuses that have separate IPEDS unit identification numbers are reported as separate libraries.

#### Resources:

To download the survey materials for this component: [Survey Materials](#)

To access your prior year data submission for this component: [Reported Data](#)

For more information about the previous survey: [Academic Libraries Survey](#)

If you have questions about completing this survey, please contact the **IPEDS Help Desk at 1-877-225-2568**.

Institution: University of Puerto Rico-Cayey (243151)

User ID: P2431511

**Screening Questions**

<b>? Were your annual total <u>library expenses</u> for Fiscal Year 2017:</b>			
<input type="radio"/>	Less than \$100,000	<input type="radio"/>	Greater than or equal to \$100,000
<b>Is the <u>library collection</u> entirely electronic?</b>			
<input type="radio"/>	No	<input type="radio"/>	Yes

Institution: University of Puerto Rico-Cayey (243151)

User ID: P2431511

**Library Collections/Circulation and Interlibrary Loan Services****Section I:**

**For all degree-granting institutions  
with library expenses >0 and/or access to a library collection**

**NOTE - This section of the survey collects data on selected types of material. It does not cover all materials.  
Report the total number of each category held at the END of Fiscal Year 2017.**

<u>Library Collections</u>	Physical		Digital/Electronic		Total
		Prior Year Amount		Prior Year Amount	
Books	<input type="text" value="93,236"/>	87,200	<input type="text" value="0"/>	0	
<u>Databases</u>			<input type="text" value="102"/>	102	
<u>Media</u>	<input type="text" value="7,671"/>	7,543	<input type="text" value="0"/>	0	
<u>Serials</u>	<input type="text" value="0"/>	0	<input type="text" value="0"/>	0	
<b>Total</b>	100,907	94,743	102	102	101,009
<b>Library Circulation</b>	<input type="text" value="2,010"/>	2,417	<input type="text" value="10,018"/>	12,172	12,028

Does your institution have Interlibrary Loan Services ?

 No Yes

<u>Interlibrary Loan Services</u>	Number	Prior Year Amount
Total interlibrary loans and documents provided to other libraries	<input type="text" value="17"/>	20
Total interlibrary loans and documents received	<input type="text" value="68"/>	67

You may use the space below to provide context for the data you've reported above. This context box will not be posted on the College Navigator Website.

--	--



Institution: University of Puerto Rico-Cayey (243151)

User ID: P2431511

**Expenses****Section II:**

**For degree-granting institutions with  
library expenses >= \$100,000**

**Library expenses should be reported for the most recent 12-month period that corresponds to your institution's fiscal year that ends before October 1, 2017.**

		Prior Year Amount
? Indicate the number of <b><u>branch and independent libraries</u></b> (exclude the main or central library).		0
? Expenses		Amount
Total <b><u>salaries and wages</u></b> for the library staff		1,223,266
Are staff <b><u>fringe benefits</u></b> paid out of the library budget?		
<input type="radio"/>	No	
<input checked="" type="radio"/>	Yes	<b>Total Fringe benefits</b> 356,566
<b>Materials/services expenses</b>		
One-time purchases of <b><u>books</u></b> , <b><u>serial backfiles</u></b> , and other materials		123,700
<b><u>Ongoing commitments to subscriptions</u></b>		55,500
All other materials/service cost		0
<b>Total materials/services expenses</b>		179,200
<b>Operations and maintenance expenses</b>		
<b><u>Preservation services</u></b>		800
All other operations and maintenance expenses		4,500
<b>Total operations and maintenance expenses</b>		5,300
<b>Total Expenses</b>		1,764,332
<b>Total Expenses (minus Fringe Benefits)</b>		1,407,766

Total Expenses (includes fringe benefits) 1,107,100 1,170,170

**You may use the space below to provide context for the data you've reported above. This context box will not be posted on the [College Navigator Website](#).**

Institution: University of Puerto Rico-Cayey (243151)

User ID: P2431511

**Prepared by**

The name of the preparer is being collected so that we can follow up with the appropriate person in the event that there are questions concerning the data. The Keyholder will be copied on all email correspondence to other preparers.

The time it took to prepare this component is being collected so that we can continue to improve our estimate of the reporting burden associated with IPEDS. Please include in your estimate the time it took for you to review instructions, query and search data sources, complete and review the component, and submit the data through the Data Collection System.

Thank you for your assistance.

**This survey component was prepared by:**

<input type="radio"/>	Keyholder	<input type="radio"/>	SFA Contact	<input type="radio"/>	HR Contact
<input type="radio"/>	Finance Contact	<input checked="" type="radio"/>	Academic Library Contact	<input type="radio"/>	Other
Name:	<input type="text" value="Angel Rios"/>				
Email:	<input type="text" value="angel.rios7@upr.edu"/>				

**How many staff from your institution only were involved in the data collection and reporting process of this survey component?**

<input type="text" value="2.00"/>	Number of Staff (including yourself)
-----------------------------------	--------------------------------------

**How many hours did you and others from your institution only spend on each of the steps below when responding to this survey component?**

*Exclude the hours spent collecting data for state and other reporting purposes.*

Staff member	Collecting Data Needed		Revising Data to Match IPEDS Requirements		Entering Data		Revising and Locking Data	
	<input type="text"/>	hours	<input type="text"/>	hours	<input type="text"/>	hours	<input type="text"/>	hours
<b>Your office</b>	<input type="text"/>	hours	<input type="text"/>	hours	<input type="text"/>	hours	<input type="text"/>	hours
<b>Other offices</b>	<input type="text"/>	hours	<input type="text"/>	hours	<input type="text"/>	hours	<input type="text"/>	hours

Institution: University of Puerto Rico-Cayey (243151)

User ID: P2431511

**Summary****Academic Libraries Component Summary**

IPEDS collects important information regarding your institution. All data reported in IPEDS survey components become available in the IPEDS Data Center and appear as aggregated data in various Department of Education reports. Additionally, some of the reported data appears in your institution's Data Feedback Report (DFR). The purpose of this summary is to provide you an opportunity to view some of the data that, when accepted through the IPEDS quality control process, will appear on your DFR. Data Feedback Reports will be available through the [Data Center](#) and sent to your institution's CEO in November 2017.

Please review your data for accuracy. If you have questions about the data displayed below after reviewing the data reported on the survey screens, please contact the IPEDS Help Desk at: 1-877-225-2568 or [ipedshelp@rti.org](mailto:ipedshelp@rti.org).

Library Collections/Circulation	Physical Collection	Digital/Electronic Collection
Books	93,236	0
Databases		102
Media	7,671	0
Serials	0	0
Total Collection	100,907	102
Total Circulation	2,010	10,018

Expenses	Amount
Salaries and wages	\$1,223,266
Fringe benefits	\$356,566
Materials/services expenses	\$179,200
Operations and maintenance expenses	\$5,300
Total expenses	\$1,764,332

Institution: University of Puerto Rico-Cayey (243151)

User ID: P2431511

Edit Report

**Academic Libraries****University of Puerto Rico-Cayey (243151)**

Source	Description	Severity	Resolved	Options
<b>Screen: Expenses</b>				
Screen Entry	The number entered (356,566) is outside the expected range of between 407,338 and 611,006 compared to the prior year value. Please correct your data or explain. (Error #15015)	Explanation	Yes	
Reason:	The data base shows this amount for this year.			